



2002 Sun Devil Baseball

ASU Media Relations
(P) 480-965-6594
(F) 480-965-5408
Baseball Contact: Jeff Evans
E-Mail: Jeff.Evans@asu.edu
Website: www.TheSunDevils.com

2002 Record: 27-16, 9-6
2002 Home Record: 20-7
2002 Road Record: 7-9
Final 2001 Record: 37-20-1
ASU All-Time Record: 2,253-1,109-6
Head Coach: Pat Murphy (296-159-1)

Weekly Release #15 • May 10-12, 2002 • ASU vs. Stanford

2002 Schedule and Results

(27-16, 9-6 Pac-10)

DATE	OPPONENT	RESULT/TIME
Jan. 31	Oregon State [^]	W, 13-5
Feb. 1	Southern Utah [^]	W, 12-0
Feb. 2	Oral Roberts [^]	W, 5-4
Feb. 3	Southern Utah [^]	W, 6-2
Feb. 8	Tennessee (#25) (R)	W, 7-4
Feb. 9	Tennessee (#25)	W, 8-1
Feb. 10	Tennessee (#25) (R)	W, 5-4
Feb. 15	at Florida State (#3)	L, 4-9
Feb. 16	at Florida State (#3) (TV)	L, 3-5
Feb. 17	at Florida State (#3)	L, 4-6
Feb. 22	CS Fullerton (#12) (R)	L, 2-3
Feb. 23	CS Fullerton (#12)	W, 9-4
Feb. 24	CS Fullerton (#12) (R)	L, 5-7
Mar. 1	Loyola Marymount	W, 15-2
Mar. 2	Loyola Marymount	W, 7-2
Mar. 3	Loyola Marymount	W, 10-5
Mar. 5	New Mexico State	W, 10-5
Mar. 8	UNLV#	W, 10-0
Mar. 9	St. John's#	W, 11-1
Mar. 10	Oklahoma State# (#12) (R)	W, 7-2
Mar. 12	at New Mexico State	L, 7-8
Mar. 15	Oklahoma (R)	L, 3-6
Mar. 16	Oklahoma	W, 6-4
Mar. 17	Oklahoma (R)	L, 5-7
Mar. 22	at Arizona* (R)	W, 9-7
Mar. 23	at Arizona* (Fox Sports) (R)	W, 10-6
Mar. 24	at Arizona* (R)	L, 1-10
Mar. 28	Washington* (R)	L, 11-14
Mar. 29	Washington* (R)	W, 8-3
Mar. 30	Washington* (R)	W, 13-6
Apr. 1	at UNLV	L, 7-11
Apr. 5	at Washington State* (R)	L, 4-7
Apr. 6	at Washington State* (R)	W, 13-7
Apr. 7	at Washington State* (R) (TV)	W, 22-4
Apr. 12	at UCLA* (R)	W, 4-3 (11)
Apr. 13	at UCLA* (R)	L, 2-10
Apr. 14	at UCLA* (R)	W, 15-2
Apr. 19	California* (R)	L, 5-9
Apr. 20	California* (R)	W, 4-3 (10)
Apr. 21	California* (R)	L, 3-9
Apr. 24	at Oklahoma	W, 7-5
Apr. 26	at Notre Dame (R)	L, 4-9
Apr. 27	at Notre Dame (R)	Rain Out
Apr. 30	New Mexico State (R)	W, 14-2
May 10	at Stanford* (#7) (R)	6:00 p.m.
May 11	at Stanford* (#7) (R)	1:00 p.m.
May 12	at Stanford* (#7) (R)	1:00 p.m.
May 14	Portland	6:00 p.m.
May 15	Portland	6:00 p.m.
May 17	USC* (#20) (R)	6:00 p.m.
May 18	USC* (#20) (R)	6:00 p.m.
May 19	USC* (#20) (R)	1:00 p.m.
May 24	Oregon State* (R)	6:00 p.m.
May 25	Oregon State* (R)	6:00 p.m.
May 26	Oregon State* (R)	1:00 p.m.

* Pacific-10 Conference game

[^] Bill Kajikawa Baseball Classic

Bob Schaefer Memorial Classic (Packard Stadium)

(R) denotes Radio broadcast on XTRA 910 AM

All game times are local to site and subject to change

19th-Ranked Sun Devils In The Hunt For Pac-10 Title. Crucial Three-Game Series With No. 7 Stanford On Tap This Weekend.

Games 44-46



Arizona State Sun Devils (27-16, 9-6)

No. 19 Baseball Weekly

at Stanford Cardinal (33-13, 9-6)

No. 7 Baseball America, No. 7 Baseball Weekly, No. 9 Collegiate Baseball

Stanford, Calif. • Sunken Diamond (4,000) • May 10-12, 2002

Road 17-19



PROBABLE PITCHERS

May 10 at Stanford, 6 p.m. PST
ASU - Jered Liebeck - RHP (0-1, 5.88 ERA)
STAN - Jeremy Guthrie - RHP (7-1, 2.90 ERA)

May 11 at Stanford, 1 p.m. PST
ASU - Mike Esposito - RHP (7-5, 3.40 ERA)
STAN - Tim Cunningham - LHP (5-2, 4.34 ERA)

May 12 at Stanford, 1 p.m. PST
ASU - Robbie McClellan - RHP (7-4, 4.48 ERA)
STAN - John Hudgins - RHP (8-0, 4.30 ERA)

ASU vs. STANFORD

Record vs. STAN: ASU leads 75-74
Last Meeting: Mar. 30-Apr. 1, 2001
Stan 6-2, Stan 5-2, ASU 6-5

NATIONAL RANKINGS

Arizona State (27-16, 9-6) kept its streak alive by staying in the national polls for the 53rd straight week with a No. 19 ranking from Baseball Weekly/ESPN. The Devils fell out of the Baseball America and Collegiate Baseball polls despite winning two of the last three. Stanford, the preseason No. 1, is currently ranked No. 7 by Baseball America, No. 9 by Collegiate Baseball and No. 7 by Baseball Weekly.

MEDIA EXPOSURE

All three games vs. the Stanford Cardinal can be heard over the airwaves on XTRA 910 in the Phoenix area with Tim Healey and Bob Eger calling all of the action from Sunken Diamond. ASU Baseball fans can also listen around the world via the internet webcast at www.TheSunDevils.com. The LiveStats feature will once again be available this weekend with live scoring updated after every play. ASU will next be on TV May 18 vs. USC at Hohokam Park (KAZ-TV).

SETTING UP THE SERIES

The Sun Devils (27-16, 9-6) head into a crucial three-game series with Stanford (33-13, 9-6) this weekend having won two of the past three and six of the last 10 games overall. Locked in a three-way tie for third place in the conference with Stanford and Oregon State, ASU plays its remaining nine conference games against three of the top four teams in the league. ASU will conclude its road schedule this weekend at Sunken Diamond, having not played at Stanford since enduring consecutive sweeps in 1998 and 1999. No player on the current ASU roster has ever played at Sunken Diamond. The Sun Devils will be without two of their leading hitters with Jon Sheaffer (.364) currently suspended and Andre Ethier (.362) out with a broken thumb.

What's On Tap:

With only 11 games remaining in 2002, the 19th-ranked Sun Devils take to the road for the final time this season with a three-game weekend series at No. 7 Stanford. Posting a 7-9 record in 2002 on the road this year, the Devils will meet the Cardinal in a crucial three-game Pac-10 series starting Friday night at 6 p.m. ASU and Stanford are currently tied for third in the Pac-10, two games behind leader USC. Following the series with Stanford, ASU will complete its non-conference schedule with two midweek games against Portland before hosting Pac-10 rival USC next weekend (May 17-19) at Hohokam Stadium. ASU will close out its 2002 regular season schedule with Oregon State (May 24-26).

Quick Hits:

- Pat Murphy is currently four wins short for 300 in his ASU career. He recently coached in his 1,000th career game.
- The Sun Devils are 15-6 when not hitting a home run this year, while just 12-10 when at least one player connects for a homer.
- Dustin Pedroia is hitting .391 in Pac-10 play and has only two errors in the field in 167 total chances (.988 FLD %).
- The Sun Devils had their string of eight consecutive Pac-10 series victories snapped vs. Cal in their last league series.
- Dustin Pedroia is the only Sun Devil to play and start in all 43 games this year. He has started at three positions.
- Since hitting home runs in all three games vs. WSU (4/5-5/7), Jeremy West is only 6-for-30 (.200) in his last nine games.
- Starting catcher Cesar Castillo is hitting .438 (7x16) with two doubles and five RBI during his current five-game hit streak.
- Of ASU's 330 runs scored this year, 165 (50%) have come with two outs. ASU also has 100 1-out runs and 65 0-out runs.
- Robbie McClellan is 5-2 as a starter this year and is fourth in the Pac-10 with his 75 strikeouts in 76.1 innings.
- Through 43 games, ASU has four complete games. The Devils had only one all of last year (Jon Switzer).
- The Devils have scored in the first inning in 24 of their 43 games (56%). ASU is 19-5 when scoring in the first.
- The Sun Devils have used 34 different lineups this year, including a string of 26 different lineups in the last 27 games.
- ASU has scored in a NCAA record 418 consecutive games dating back to April 7, 1995. The old record was 349.
- In his 14 appearances out of the bullpen (22.2 IP), sophomore Ryan Schroyer has struck out 33 batters (0.79 ERA).
- ASU returned only 39.5% of hits, 38.7% of RBI, 38.6% of runs, 24.3% of pitching wins and 37.9% of K's from last year.



ARIZONA STATE UNIVERSITY

Sun Devil Baseball 2002

2002 National Polls

Baseball America (5/06)

1.	Clemson	39-7
2.	Rice	39-8
3.	Wake Forest	38-8
4.	South Carolina	37-11
5.	Florida State	43-12
6.	Alabama	40-9
7.	Stanford	32-13
8.	Florida	35-13
9.	Texas	39-13
10.	Wichita State	36-11
11.	Houston	34-14
12.	Georgia Tech	37-10
13.	North Carolina	35-15
14.	Mississippi	35-13
15.	Cal State Northridge	35-13
16.	Nebraska	32-17
17.	Cal State Fullerton	31-16
18.	South Alabama	33-13
19.	Notre Dame	34-13
20.	Southern California	28-18
21.	LSU	33-16
22.	San Jose State	39-13
23.	Richmond	41-8
24.	East Carolina	35-13
25.	Baylor	34-17

Baseball Weekly/ESPN (5/06)

1.	Clemson	39-7
2.	Rice	39-8
3.	Florida State	43-12
4.	Wake Forest	38-8
5.	South Carolina	37-11
6.	Alabama	40-9
7.	Stanford	32-13
8.	Florida	35-13
9.	Georgia Tech	37-10
10.	Texas	39-13
11.	Wichita State	36-11
12.	Houston	34-14
13.	Nebraska	32-17
14.	North Carolina	35-15
15.	Mississippi	35-13
16.	Baylor	34-17
17.	CS Fullerton	31-16
18.	CS Northridge	35-13
19.	Arizona State	27-16
20.	LSU	33-16
21.	South Alabama	33-13
22.	East Carolina	35-13-1
23.	Oklahoma State	33-15
24.	Notre Dame	34-13
25.	Southern California	28-18

Collegiate Baseball (5/06)

1.	Clemson	39-7
2.	Rice	39-8
3.	Wake Forest	38-8
4.	Alabama	40-9
5.	South Carolina	37-11
6.	North Carolina	35-15
7.	Florida State	43-12
8.	Texas	39-13
9.	Stanford	32-13
10.	Florida	35-13
11.	Georgia Tech	37-10
12.	Mississippi	35-13
13.	Houston	34-14
14.	Wichita State	36-11
15.	Nebraska	32-17
16.	CS. Northridge	35-13
17.	Baylor	34-17
18.	Southern Calif.	28-18
19.	Notre Dame	34-13
20.	South Alabama	33-13
21.	Richmond	41-8
22.	Texas Tech.	34-16
23.	Texas A&M	32-18
24.	CS. Fullerton	31-16
25.	Louisiana State	33-16

More Quick Hits:

- Andre Ethier is second in the team in hitting at .362 and has 16 multi-hit games. He is currently out with a broken left thumb.
- Sophomore RHP Mike Esposito notched his third 10-plus strikeout performance in his last outing vs. NMSU.
- Freshman Nick Cadena blasted two home runs and drove home a career-high four RBI in ASU's 14-2 win over NMSU.
- Esposito is currently ranked third in the Pac-10 with 82 strikeouts in 82.0 innings pitched. He is tied for the team lead with seven wins.
- ASU's 28 home runs is only five short of the entire total from last year with 11 regular season games remaining.
- The Sun Devils have given up nine home runs in the last eight games after allowing only 15 in the first 35 games of 2002.
- Led by Ryan McKenna (5x9, 2 2B, 1 HR), the Sun Devils pinch-hitters are a combined 20-for-70 (.286) this year.
- ASU is hitting .307 with runners in scoring position. Andre Ethier is an amazing 21-for-49 (.429) with RISP.
- ASU is 5-5 against ranked opponents this year and have played 19 of their 43 games against teams appearing in the polls.
- ASU has already had four players earn Pac-10 Player of the Week honors and two players earn National Pitcher of the Week.
- Cesar Castillo has started 12 of the last 14 games at catcher, adding to his two previous career starts. He is hitting .280.
- Ryan Schroyer leads the Pac-10 with a 2.34 ERA. He is 4-1 overall with three wins and a save in each of his last four appearances.
- Relief pitcher Mark Sopko has been tough when inheriting base runners, allowing only six of 26 inherited runners score.
- The Devils have struggled in Sunday games, going 7-6, each time wearing their maroon uniforms.
- The Devils are currently tied for third place in the Pac-10 with a 9-6 record. USC leads the conference with a 11-4 mark.
- Junior reliever Carlos Arguello has a 0.79 ERA in 11.1 bullpen innings. He has posted six consecutive shutout innings.
- ASU is 20-3 when leading after six innings this year and 25-6 when scoring five or more runs.

The Streak Continues. ASU Enters Weekend With Scoring Streak at 418:

The Arizona State baseball program has scored in 418 consecutive games dating back to the 1995 season. The Devils made history on April 7, 2001 when they scored at least one run in their 350th consecutive game. The Devils broke the 12-year-old NCAA record in a 5-1 loss to USC exactly six years to the day when they were last shut out. ASU was shut out 9-0 in that game on April 7, 1995 at Dedeaux Field. The one run scored in the 11-1 loss to Arizona (3/24) marked only the 12th time during the streak that ASU has scored only one run. The streak continues at 418 consecutive games with ASU scoring in each of the 43 games this year. The Devils have extended the streak early in a majority of its games, with a run in the first inning 24 times in 2002. ASU was neck-in-neck for the record with Wichita State, which had not been shutout in 332 games, but had its streak ended with a 1-0 loss to Louisiana-Lafayette in the middle of the 2001 season. Coastal Carolina previously held the NCAA record at 349 games set from 1983-1989. ASU also had a stretch of 278 games without being shut out from 1990 to 1994, meaning the program has only been shutout in three games dating back to 1990. ASU celebrated its 7th anniversary of the streak with a 22-4 win over WSU on Apr. 7, 2002.

Schroyer + Bullpen = Dominating:

Arizona State sophomore pitcher Ryan Schroyer opened his 2002 season in style by being named the National Collegiate Baseball Writers Association and *Collegiate Baseball* National Pitcher of the Week after his 11-strikeout performance against Southern Utah on Feb. 1. After three more starts, Schroyer moved into the closer role where he has recorded an amazing 33 strikeouts in just 22.2 innings of work as a reliever. For the season he is 4-1 with four saves and a Pac-10 best 2.34 ERA. Overall he has struck out 58 batters in just 42.1 innings of work. The All-American nominee would rank fifth in the NCAA with 12.3 strikeouts per nine innings and 32nd in ERA if he had two-thirds more innings pitched to qualify. In 22.2 total bullpen innings, Schroyer is 3-0 with four saves and a nearly impeccable 0.79 ERA. He has allowed only two earned runs and 10 hits over that span. Schroyer has picked three wins and a save in his last four outings, allowing only six hits and one run in his last 11.0 innings of work.

ARIZONA STATE BASEBALL PROBABLE STARTING LINEUP

Arizona State Sun Devils vs. Stanford Cardinal

Bating Order	No.	Name (B/T)	Pos	Ht	Wt	Yr	Notes/Key Stats
1	9	Steve Garrabrants (R/R)	DH	5-10	173	So.	Hitting .362 with 11 doubles and five triples.
2	2	Dustin Pedroia (R/R)	SS	5-8	157	Fr.	.391 hitter in Pac-10 play. 19 multi-hit games this year.
3	10	Rod Allen (R/R)	LF	6-2	193	So.	38 RBI in 41 games. Second on team with five HR.
4	8	Jeremy West (R/R)	1B	6-0	200	So.	Leads team with 11 HR and 29 extra base hits.
5	11	Jeff Larish (L/R)	DH/3B	6-1	170	Fr.	.333 hitter with 13 RBI in 20 games this year.
6	16	Nick Cadena (R/R)	RF	6-1	190	Fr.	Belted two home runs vs. NMSU in last game.
7	17	Ryan McKenna (L/R)	CF	5-10	175	So.	Hitting .258 with 15 starts in the outfield.
8	3	Sergio Garcia (R/R)	2B	5-10	175	Sr.	Consistent defense and hitting .317.
9	62	Cesar Castillo (R/R)	C	5-10	180	Sr.	Hitting .438 (7x16) in current five-game hitting streak.
inj	14	Andre Ethier (L/L)	RF	6-3	175	So.	Hitting .362 but currently out with broken thumb.

Probable Starting Rotation:

Day	No.	Name	Pos	Ht	Wt	Yr	Notes/Key Stats
5/10	47	Jered Liebeck	RHP	6-0	188	Jr.	0-1 with 5.88 ERA in nine games and three starts.
5/11	23	Mike Esposito	RHP	6-0	195	So.	7-5, 3.40 ERA. Coming off 11 K performance.
5/12	50	Robbie McClellan	RHP	5-10	160	Jr.	5-2 as a starter. 75 K's in 76.1 innings this year.
Rel	48	Carlos Arguello	LHP	5-9	142	Jr.	1-0 with 1.84 ERA in seven games (1 start)
Rel	12	Ryan Schroyer	RHP	6-1	205	So.	3-0, 4 saves and 33 K's in 22.2 IP as reliever.
Rel	41	Mark Sopko	RHP	5-11	190	Fr.	Six of 26 inherited runners scored. 2-1, 1 save.

*Rotation/Starting Lineup Subject to Change



Sun Devil Baseball 2002

The Last Time Out:

The Sun Devils took last weekend off from action to focus on final exams, but are still hoping to capitalize off a strong 14-2 victory over New Mexico State on April 30 at Hohokam Stadium. Behind a strong 11-strikeout performance from Mike Esposito in six innings, the Devils pounded out 19 hits en route to the big win. Playing without starting right fielder and top hitter Andre Ethier (broken thumb) and three suspended players, the Devils hammered Aggie pitching for 19 hits. Freshman right fielder Nick Cadena stepped into the starting role and produced a career night with two home runs and a career-high four RBI.

And Down The Stretch They Come:

With 11 games remaining in the regular season for the Devils, ASU faces a tough slate of nine conference games against three of the top four teams. Currently tied for third in the conference with a 9-6 mark with Stanford and Oregon State, the Devils are 2.0 games behind league leader USC (28-18, 11-4). Washington has played well as of late to move into second place with a 10-5 mark, but take on the Trojans at Dedeaux Field this weekend. The Devils are very much in the race for their second Pac-10 Championship in the last three years, playing Stanford, USC and Oregon State in the next three weekends.

Suspended Players:

Seniors Jon Sheaffer (CF) and Doug Schutt (CF), and junior third baseman Dennis Wyrick have been indefinitely suspended from the team for breaking team rules on a recent road trip to South Bend, Ind. The trio of players were suspended prior to the New Mexico State game (4/30) and it is not known if they will return this year. Sheaffer was ASU's leading hitter at .364 and started 31 games. Wyrick was hitting .315 in 25 games this year and was a career .371 hitter in Pac-10 play. Schutt was a reserve outfielder who had 12 hits in 30 games (14 starts).

Devils Prove To Be Clutch With Two Outs:

In the 15-2 win over UCLA (4/14), Arizona State scored 12 of its 15 runs with two outs. Looking back at all 43 games this year, ASU has scored exactly half of their runs with two outs. The Sun Devils have tabbed 65 runs with no outs, 100 with one out and a remarkable 165 of 330 with two outs. As a team the Sun Devils are hitting .291 (135x464) with two outs and have recorded 111 two-out RBI.

West Continues Season Trend By Being Named Pac-10 Player of the Week:

Jeremy West became the fourth ASU player to earn a Pac-10 Player of the Week honor when he earned the award after the Washington State series (4/5-4/7). West, from Las Vegas, helped lead ASU to a series win over WSU by hitting a home run in each game against the Cougars. The Player of the Week honor was the first for West in his career. It is the 65th selection all-time for Arizona State. ASU has now had two Pac-10 Player of the Week awards this year in addition to two Pac-10 Pitcher of the Week awards. Andre Ethier has also been named the Pac-10 Player of the Week this year (Mar. 26), while Mike Esposito (Apr. 1) and Robbie McClellan (Mar. 12) have been named Pac-10 Pitcher's of the Week.

Hail Cesar:

The Sun Devils have been through four catchers this year, but seems as if they have found their match in former walk-on Cesar Castillo. The senior backstop from Yuma, Ariz., has started the 12 of the last 14 games and now has a total of 16 career starts under his belt. While hitting .280 (14x50) on the year, Castillo has been stellar in the last two Sunday series finales vs. Washington State and UCLA. Castillo has combined to go 5-for-7 (.714) with five RBI and two doubles in the last two Sunday games. Castillo is also riding a current career-long five-game hitting streak in which he is 7-for-16 (.438) with three of his five doubles.

34 Flavors:

Looking to find the perfect starting lineup as the Sun Devils play their final 11 regular season games, head coach Pat Murphy has used a different starting lineup in 26 of the last 27 games and 34 different lineup combinations during the 2002 season. Mixing and matching with a number of players earning starts, only two starting batting orders have remained the same since back-to-back games vs. Loyola Marymount (3/3) and New Mexico State (3/5). ASU has also mixed and matched for 26 different starting lineups by position.

A Very Young Team Indeed:

The Sun Devils feature a very young team in 2002, with 21 of the 32 players on the roster listed as underclassman. Losing seven of its top position players from the 2001 team and several top pitchers, a very young team Sun Devil team has taken to the field this year. The normal starting lineup has five sophomores, two true freshman and at least one senior on the field. When the Devils made the cross country trek to Tallahassee for the FSU series, 13 of the 27 on the travel roster were making their first road trip as a Sun Devil. The starting pitching rotation figures to have one sophomore and two juniors, one of which is a newcomer after transferring from a junior college. To show how young ASU really is, when ASU plays Stanford this weekend, no player on the roster has ever played at Sunken Diamond with ASU last playing in Palo Alto in 1999.

Last Year Against The Cardinal:

The Sun Devils took one game in the three-game series played last year March 30-April 1 at Packard Stadium. Then ranked No. 1 in the country before going on to finish second in the 2001 College World Series, the Cardinal out-scored ASU 25-21 in the three-game set. ASU dropped the first two games by close scores of 6-2 and 5-2, but salvaged the series with a 6-5 win in Sunday's finale. Rod Allen hit .333 (3x9) with one double and is the only returning Sun Devil with a hit against Stanford.



ASU HEAD COACH

Pat Murphy



Since inheriting the Sun Devil program in August of 1994, Arizona State Baseball Head Coach Pat Murphy has carefully nurtured the tradition of excellence in Tempe, at the same time establishing himself as one of the top collegiate head coaches in the nation. He has guided Arizona State to top-12 national rankings in three of the past five years, including an appearance in the 1998 College World Series national championship game. Murphy is 296-159-1 in his eight seasons in Tempe and posts an all-time 22-16 record in NCAA Tournament action. With a career 669-330-4 record in 17 seasons as a head coach, Murphy is the winningest active baseball coach under the age of 43 at any collegiate level. He also became the youngest collegiate coach to reach 500 career victories (with 75 percent of the wins at the Division I level) on March 22, 1998, with a 7-6 victory over California. Murphy recently recorded his 600th career Division I victory.

Month by Month at ASU:

January	31-3
February	75-32
March	76-54-1
April	77-46
May	36-24
June	1-1

Pat Murphy at ASU

Record at ASU	296-159-1
Pac-10	113-93
Non-Conference	183-66-1
NCAA Tournament	13-8

Opening Day Record	7-1
Earliest Start	Jan. 15, 1999 (Utah)
Latest Start	Feb. 2, 1996 (LMU)

Pat Murphy Year-by-Year

Career Record: 669-330-4 (.671)/18th season
 Division I Record: 614-275-2 (.694)
 Arizona State Record: 296-159-1 (.655)/8th season

Year	School	Overall
2002	Arizona State	27-16
2001	Arizona State	37-20-1
2000	Arizona State	44-15
1999	Arizona State	39-21
1998	Arizona State	41-23
1997	Arizona State	39-22
1996	Arizona State	35-21
1995	Arizona State	34-21
1994	Notre Dame	46-16
1993	Notre Dame	46-16
1992	Notre Dame	48-15
1991	Notre Dame	45-16
1990	Notre Dame	46-12
1989	Notre Dame	48-19-1
1988	Notre Dame	39-22
1987	Claremont-Mudd Scripps	21-18-1
1986	Claremont-Mudd Scripps	24-16
1983	Maryville (Tenn.)	10-21-1

Sun Devil Baseball 2002

Statistical Comparison

Category	ASU	STAN
Games	43	46
Average	.303	.324
Runs	330	378
Hits	448	549
2B	90	106
3B	18	19
HR	28	62
SB	69	57
ERA	4.36	4.01
SO	370	338
BB	182	164

Devils in the Polls...

	BA	BW	CB
PS	18	17	20
2/4	NP	NP	20
2/11	13	5	13
2/18	16	8	15
2/25	21	15	18
3/4	21	15	18
3/11	17	11	15
3/18	23	15	20
3/25	20	15	19
4/1	19	14	20
4/8	23	16	22
4/15	23	14	22
4/22	NR	17	30
4/29	NR	19	NR
5/6	NR		NR
5/13			
5/20			
Final			

2002 ASU Opponent Predictions

Opponent	CB/BA Place	Conf.
Oral Roberts	1st/1st	Mid-Con
Southern Utah	3rd/3rd	Mid-Con
Tennessee	3rd/3rd	SEC East
CS Fullerton	1 st/1st	Big West
LMU	2nd/2nd	West Coast (W)
NMSU	6th/5th	Sun Belt
UNLV	5th/3rd	Mtn. West
Okla. State	1st/4th	Big 12
Oklahoma	7th/7th	Big 12
Notre Dame	1st/1st	Big East
Portland	4th/4th	West Coast (W)

2002 Bill Kajikawa Baseball Classic

The inaugural Bill Kajikawa Baseball Classic was held Jan. 31-Feb. 3 at Hohokam Stadium in Mesa, Ariz., with ASU, Southern Utah, Oral Roberts and Oregon State. Here is a brief tournament recap with scores of all the games:

Jan. 31	Oral Roberts 9, SUU 1
Jan. 31	ASU 13, Oregon State 5
Feb. 1	Oregon State 10, ORU 9
Feb. 1	ASU 12, SUU 0
Feb. 2	Oregon State 7, SUU 1
Feb. 2	ASU 5, Oral Roberts 4
Feb. 3	ASU 6, SUU 2



The All-Time Series vs. Stanford:

ASU narrowly leads the all-time series between the two schools by a one-game margin at 75-74. The Cardinal have dominated the series as of late though, taking 11 of the last 15 games, including the last six straight at Sunken Diamond. No active player on the ASU squad has more than three career at-bats against the Cardinal and no pitcher has logged more than one career outing vs. Stanford. ASU took two of three from Stanford during the 2000 Pac-10 championship season and also won the season series 4-2 in 1997. ASU head coach Pat Murphy is 11-22 in his career against the Cardinal.

The Last Time at Sunken Diamond:

Arizona State has not visited the beautiful confines of Sunken Diamond since enduring a series sweep back in 1999. The Devils were out-scored 28-14 in those three games while only hitting .238. ASU was also swept in 1998 during its College World Series run, but swept a series in 1997. ASU is 5-10 under Murphy on The Farm.

The Streak Stops at Eight:

The Sun Devils had their impressive streak of eight straight Pac-10 series wins come to an end with the 2-1 series loss vs. Cal. Starting in Apr. 12-14, 2001 with a 2-1 series win over Washington State, the Devils had not lost since with series wins against Arizona (2-1), Washington (3-0), UCLA (2-1), at Arizona (2-1), Washington (2-1), at Washington State (2-1) and at UCLA (2-1).

Where They Compare To Past Years:

After 43 games, the Sun Devils are currently 11 games over .500 at 27-16 overall with 11 regular season games to be played. The Sun Devils were also 27-16 back in 1996 and 1997. Here is a look at how the Devils have fared after their 44th, 45th and 46th (games coming up this weekend) since Pat Murphy took over the program in 1995.

Games	1995	1996	1997	1998	1999	2000	2001	2002
43	29-14	27-16	27-16	29-14	31-12	34-9	28-14-1	27-16
44	29-15	28-16	27-17	30-14	32-12	34-10	29-14-1	?
45	30-15	28-17	28-17	31-14	32-13	35-10	29-15-1	?
46	31-15	29-17	29-17	31-15	32-1	36-10	30-15-1	?

The Wild, Wild West:

Sophomore first baseman Jeremy West leads the Sun Devils in several offensive category and has proven he is one of the best young power hitters in school history. West hit a home run in each of ASU's three games at Washington State (4/5-4/7) and now has a team-leading 11 home runs on the year. West has been in a bit of a slump lately, going 6-for-30 since being named Pac-10 Player of the Week. West is still fourth on the team with a .342 batting average and he also leads the team with 15 doubles, 49 RBI and 29 extra base hits. He is tied for the team lead with 19 multi-hit games and 12 multi-RBI games. He has tabbed at least one RBI in 25 of his 42 games played this year (60%). In the Pac-10 he is ranked fifth with his 49 RBI, fourth in slugging percentage at .690 and fifth with 15 doubles. Below is a list of how West ranks with his 17 home runs combined between his freshman and sophomore years:

Most Home Runs By a Sun Devil in Freshman-Sophomore Years:

	Player	Fr.	So.	Total	Career (ASU Rank)
1.	Bob Horner	9	22	31	56 (1st)
	Mike Kelly	10	21	31	46 (2nd)
3.	Jim Austin	7	17	24	39 (6th)
4.	Barry Bonds	11	11	22	45 (3rd)
5.	Antone Williamson	4	14	18	33
6.	Jeremy West	6	11*	17	17
	Dan Rumsey	5	12	17	44 (4th)
8.	Andrew Beinbrink	9	5	14	40 (5th)
	Casey Myers	8	6	14	39 (6th)

* thru 43 games of 2002 season.

Murphy Picks Up Career Division 1 Victory #600; Eyes No. 300 as a Sun Devil:

With a convincing 10-0 win over UNLV in seven innings March 8, Sun Devil Head Coach Pat Murphy reached the 600 plateau for Division I victories in his 15 years of coaching at the top level of collegiate baseball. Murphy has now fashioned a career 669-330-4 record the 1,003 career games of his 18 seasons as a head coach, with 55 of those wins coming at Maryville (Tenn.) College and Claremont-Mudd Scripps. In his 15 years at the D1 level, Murphy has averaged nearly 40 wins per year and is 296-159-1 in his eight-year ASU career. He recently coached in his 1,000th career game April 21, 2002 in the series finale against Cal. He is also only four wins short of the 300 mark in his eight-year ASU career.

Devils Home Run Drought Comes To An End:

After seven games and 269 at-bats, ASU's streak of not hitting a home run came to an end with a solo home run from freshman Nick Cadena in the third inning in the 14-2 win over New Mexico State. ASU now has 28 home runs on the year, led by the 11 from sophomore Jeremy West.



Sun Devil Baseball 2002

Why Not #9 Murphy:

Most who are close to the ASU Baseball program know what the No. 9 means to head coach Pat Murphy. Often his slogan to "Play all 9 Innings", Murphy and No. 9 are synonymous with each other... until this year. In a preseason meeting with team, Murphy gave a speech on how you have to be able to give up anything for the team. In this case, he even offered up his prize No. 9, knowing no one would take it. That is, until ASU's sophomore Steve Garrabrants raised his hand and said, I'll take it, and with that, the leader of the Devils is willing to give up *anything* for the team and will wear No. 7 this year.

Sun Devil Baseball Successful in May:

The Sun Devil baseball program now has an all-time 289-126 record in the month of May dating back to the 1959 season when varsity baseball started. ASU was 7-5 last year in May, including a 1-2 record in the NCAA Regional in Fullerton, Calif. ASU is 19-11 in the month of May over the last three years. ASU head coach Pat Murphy is a combined 36-24 in the month of May in his eight years in Tempe.

You're The Best; Mike Esposito:

While not claiming to be the best, sophomore Mike Esposito comes out to the song from the Karate Kid sound track labeled, "You're the Best," before each of his home starts. A song held special to his heart because the man singing the song is his father, Joe Esposito, who is popular lounge singer at Paris Casino in Las Vegas as part of a group called Cat Daddy. "Espo", as known by his teammates, who was a fifth-round pick by the Cincinnati Reds out of high school, has been solid for ASU on the mound this year with a 7-5 record and a 3.40 ERA. He is currently third in the Pac-10 with 82 strikeouts in 82.0 innings and is ranked fourth with his 3.40 ERA. He has turned in three 10-plus strikeout performances this year, last being a 11 strikeout effort vs. New Mexico State (4/30) in six innings. Esposito had one of the best pitching performances in Sun Devil baseball history when he struck out 17 batters in a complete-game victory over the University of Washington (3/29) at Hohokam Stadium. He allowed only three runs (two earned) and eight hits in his second complete-game of the year. Esposito, a redshirt sophomore from Las Vegas, Nev. (Cimarron-Memorial High School) registered the sixth most K's in a single game in ASU history and the most since 1997. The preseason All-American (*Baseball America* third team) and 2001 Team USA member is now 13-7 in his two-years at ASU.

A Night to Remember; Esposito Strikes Out 17 vs. Washington:

Here is how Esposito's 17-strikeout game ranks among the top performances in ASU school history. It is the most by a Sun Devil pitcher since Ryan Mills struck out 17 vs. Southern Illinois in 1997 and no one has had more in a Sun Devil uniform since the 1973 season.

22 - Sterling Slaughter, 3-18-63 vs. CSU
21 - Eddie Bane, 4-1-72 vs. LaVerne (14 inn.)
20 - Jim Otten, 5-23-73 vs. BYU
19 - Eddie Bane, 6-1-73 vs. Denver
18 - Gary Gentry, 5-22-67 vs. Arizona
17 - Mike Esposito, 3-29-02 vs. Washington
17 - Ryan Mills, 2-14-97 vs. Southern Illinois
17 - Sean Rees, 3-9-90 vs. California

McClellan Tough at 5-2 As Devils Sunday Starter:

Robbie McClellan is tied for the team lead with a 7-4 record despite going 0-2 in his last two starts. McClellan is now 5-2 as a starter this year with a 4.50 ERA in those games. He is currently ranked fourth in the Pac-10 with 75 strikeouts and is fifth with opposing batters hitting only .245 off him. McClellan, from Liberal, Kan., became the first Sun Devil to notch back-to-back complete games since 1999, striking out a career-high 10 batters in a seven-inning win against UNLV (3/8). He allowed just four hits and did not allow a run in the 10-0 win over the Rebels. He also went all nine innings in a 7-2 win over Loyola Marymount (3/2). McClellan has an overall 4.48 ERA in 76.1 innings pitched, a mark that is third best among ASU's everyday pitchers. He became the 43rd selection all-time for Arizona State as Pac-10 Pitcher of the Week after his performance vs. UNLV. McClellan is nicknamed "The Child" by his teammates for his boyish looks. He transferred to ASU from Seward County CC in Liberal, Kan., where he set school records for strikeouts and was 16-4 in his two years.

Home Sweet Home:

The Devils will return to Hohokam Park next week to play their final eight games of 2002 at home. The Devils have played nine of their last 13 games on the road, going 7-6 during that stretch of games. The Devils are now 7-9 this year on the road. The two wins at Washington State (4/5-4/7) marked the first wins this year outside of the state of Arizona and ASU's win over Oklahoma (4/24) was the first non-conference road win of the year for the Devils. ASU is currently 20-7 at home this year, going 16-7 at Hohokam Stadium in Mesa and 3-0 at Packard Stadium on the ASU campus. The Devils are hitting .315 at home (15 HR), compared to a .284 mark (13 HR) on the road. The pitching has varied greatly with a 3.38 ERA at home and a 6.08 mark in ASU's 16 road games this year. ASU was 25-9-1 at home last year and 11-9 on the road in 2001.

Inside the Numbers

- 3** Pac-10 Series ASU has left to play in 2002.
- 5** National Championships won by the Sun Devils.
- 8** Preseason Top 25 Teams ASU will face in 2002.
- 9** The number Pat Murphy has worn on his back his whole coaching career until this season when he turned it in for #7 to give #9 to Steve Garrabrants.
- 16** Players on the 2002 squad that have been drafted.
- 18** Times the Sun Devils have participated in the College World Series.
- 53** Consecutive weeks ranked in at least one of the national polls, dating back to 2000, 20 of which have been spent in the top 10.
- 75** Number of former Sun Devils who have played in the Major Leagues.
- 296** Number of Wins Coach Murphy has in his Arizona State career.
- 418** Number of consecutive games the Devils have scored at least one run, surpassing the old NCAA record of 349.
- 1,139** Number of combined home runs hit in the MLB careers of former Sun Devil players Barry Bonds and Reggie Jackson.
- 1,920** Number of wins in Arizona State varsity baseball history since 1959.
- 2,253** Total number of wins in Arizona State baseball history since 1907.

2002 Pac-10/National Awards

Preseason All-Americans

Rod Allen (Collegiate Baseball - 1st team)
Mike Esposito (Baseball America - 3rd team)

Collegiate Baseball National Pitcher of the Week:

2/5 Ryan Schroyer (12 K's vs. So. Utah)
4/1 Mike Esposito (17 K's vs. Washington)

Pac-10 Player of the Week (2):

3/26 Andre Ethier
4/8 Jeremy West

Pac-10 Pitcher of the Week (2):

3/12 Robbie McClellan
4/1 Mike Esposito

Baseball America Midseason All-Americans (2):

Andre Ethier
Jeremy West



Sun Devil Baseball 2002

Team USA Connections:

Four players from the 2001 Team USA Red, White and Blue Tour will be on the field this weekend when the Devils and Cardinal meet for three games at Sunken Diamond. Saturday's pitching match-up will feature to Team USA alumni in ASU's Mike Esposito and Stanford's Tim Cunningham. Esposito was 3-1 with a 1.56 ERA last summer for the Red, White and Blue, while Cunningham was 1-1 with a 3.38 ERA. Stanford's sophomore combination of Sam Fuld and Carlos Quentin were also members of the 2001 Team USA squad that won 21 of the 29 games.

Ethier On The Mend With Broken Left Thumb:

Sophomore Andre Ethier, ASU's second leading hitter at .362, is currently sidelined with a broken left thumb. Ethier had an interesting journey en route to becoming ASU's leading hitter this year. He came to ASU in the fall of 2000, left ASU to play at Chandler-Gilbert CC, and now is back as the starting right fielder for the Sun Devils. The sweet-swinging Ethier is currently second on the team in hitting through 43 games with a .362 (58x160) batting average. Ethier has 16 multi-hit games on the year, six of which have been three-hit affairs and one a four-hit game. He also has recorded at least one hit in 32 of his 42 games played this year and is second on the team with 19 extra base hits. After earning All-State honors at St. Mary's High School as a senior in 2000, Ethier followed his dreams and came to Arizona State University to play baseball. With playing time not working out, Ethier decided to play his freshman year at Chandler-Gilbert CC. Making a name for himself by hitting .468 at the JC level last year, Ethier spurned an offer from the Oakland Athletics after being drafted in the 37th round and came back to Arizona State.

Three-Position Pedroia:

Freshman Dustin Pedroia (Woodland, Calif.) has been consistent in the field and at the plate in his rookie campaign. Hitting .335 overall on the season, Pedroia is also a .391 hitter in Pac-10 play. He has started the last 21 games at shortstop (his third position started at this year) and has played nearly flawless defense this year with only two errors in 167 total chances (.988 FLD %). For the year Pedroia is fifth on the team with his .335 batting average and has managed at least one hit in 33 of his 43 games played.

A Tough Schedule in 2002 For ASU:

The Sun Devils face a tough schedule in 2002, with 12 combined games against teams that participated in the 2001 College World Series (3 - Tennessee, 3 - USC, 3 - Stanford, 3 - Cal State Fullerton). ASU will play 22 of its 55 (40%) scheduled games against teams that advanced to the NCAA Tournament last year. The Devils schedule includes road contests against Notre Dame, Oklahoma, Florida State, Stanford and UCLA. Arizona State is listed as having the ninth toughest schedule in the nation on www.Boydsworld.com. So far this year the Devils are 5-5 against teams ranked in at least one of the national polls at the time they played. ASU's 5-5 record against ranked teams does not include playing Oklahoma, which moved from unranked to No. 18/22 in the polls after taking two of three from the Devils.

One, Two and Three-Run Misery:

Playing one of the nation's toughest schedules this year, Arizona State has had a handful of close games that haven't gone their way. In fact, of the squad's 17 losses this year, eight have come by three or less runs. ASU is 4-2 in one-run games and 3-4 in two run games this year.

Jeff Larish Makes Strong Sun Devil Debut:

Freshman infielder Jeff Larish had not dressed for a game this year and was in the stands as a redshirt candidate before finding out he would be the starting third baseman in ASU's Mar. 16 game vs. Oklahoma. Larish made the most of the opportunity, going 3-for-4 with a triple and run scored in his ASU debut vs. the Sooners. For the season he is sixth on the team in hitting at .333 (23x69) with two doubles, two triples, one home run and 13 RBI. He was 4-for-5 with a big two-run home run vs. UCLA (4/12) to help lead the Devils to a 4-3 win in 11 innings. The freshman starred at Tempe McClintock High School last year and was a 32nd-round draft choice of the Chicago Cubs last June.

Garrabrants Proves To Be a Sparkplug:

Sophomore Steve Garrabrants has been a sparkplug for ASU all year, with the team going 21-10 when he hits in the leadoff spot. Garrabrants missed seven games with an injury that occurred Mar. 9 (neck/shoulder) and it proved key as ASU went 3-4 in those games. For the season Garrabrants tied for second on the team with a .362 batting average. Garrabrants has five hits in his last eight at-bats and is second on the team with 18 multi-hit games. He is also second in the Pac-10 with five triples and his .474 on-base percentage ranks fifth.

Devils Better Score Early and Often:

The Sun Devils have had good success this year when scoring before their opponent, going 20-8 in those games. Even more importantly, when ASU scores in the first inning they are 19-5. Five runs or more seem to be the magic number for the Devils, as ASU is 25-6 in games when scoring five or more runs. The Devils are also 20-3 when leading after six innings and 24-1 when leading after eight innings.

Allen Down But Not Out:

Sophomore Rod Allen has had a rough start to the 2002 season after being named a first-team preseason All-American by Collegiate Baseball. Through 43 games Allen is hitting .257 (39x152) with nine doubles, five home runs and 38 RBI. He is starting to turn it around though, with five hits in his last three games, including a big three-run double against Oklahoma (4/24) to help ASU to a 7-5 win. Allen has not hit a home run since the New Mexico State game (3/12), but has still been productive with 38 RBI on the season that ranks just out of the Pac-10 top 10. Allen has started 41 games this year (all in left field) and is 2-for-2 with two, two-run doubles as a pinch-hitter. Allen hit an ASU freshman record .389 in 2001 and became ASU's first freshman to be named to the All-Pac-10 team.

Murphy's Teams Know How To Score:

A true icon of the Pat Murphy system is scoring runs. The Sun Devils have done plenty of that since he arrived in 1995. ASU has led the NCAA in scoring in two of the last three years, averaging 11.32 runs per game in 1999 and 10.97 runs per game in 2000. The Devils paced the Pac-10 in 2001, hitting at a .327 clip and averaging 8.26 runs per game to rank 17th in the nation. ASU also led the nation in batting average with a team total of .356 in 1999 and fell just percentage points shy of matching that feat a second year in a row in 2000 with a .346 mark, trailing Stony Brook by one point. During Pat Murphy's eight seasons at ASU, the Sun Devils have been a scoring machine with 4,179 runs, averaging 9.16 runs per game and hitting at an overall .329 clip. Below is an offensive team breakdown of Murphy's ASU teams:

Year	G	AB	R	H	HR	BA
1995	55	1939	395	595	35	.307
1996	56	2075	552	702	73	.338
1997	61	2252	540	735	56	.326
1998	64	2277	557	723	57	.318
1999	60	2199	679	782	67	.356
2000	59	2134	647	738	86	.346
2001	58	2049	479	669	33	.327
2002	43	1478	330	448	28	.303
Totals	456	16,403	4,179	5,392	435	.329

Hohokam is ASU's Home Away From Home in 2002:

While a \$2 million renovation will begin in late March to Packard Stadium, the Sun Devils will call Hohokam Stadium in Mesa home for the 2002 season for all but three home games. Hohokam Park is also the spring training home of the Chicago Cubs and the Arizona Fall League home of the Mesa Solar Sox. The facility will provide ASU with a first-class facility while Packard Stadium undergoes renovation. Hohokam Park, which opened in 1997, has a seating capacity of 12,623, with 8,000 theater-style seats.



Sun Devil Baseball 2002

Is it HoHoKam or Hohokam... Stadium... or Park:

While it can be up for debate on the actual spelling of Hohokam Stadium, the City of Mesa has recognized the official spelling of Hohokam Park to be without the capital H and capital K in the middle of the word. The group that call themselves the HoHoKam's use the capital letters, but the actual group of Native Americans that the park is named after is spelled 'Hohokam.' To extend the debate, is it Hohokam Park or Hohokam Stadium. While both are acceptable, the games are played in Hohokam Stadium, which is located in Hohokam Park.

Hitting For The Cycle... in the First Inning:

In what may be one of the rarest feats of Arizona State baseball history, the Devils led off the Feb. 9 game vs. Tennessee in grand fashion with the first four hitters combining to hit for the cycle in the first inning. Leadoff hitter Steve Garra-brants led off the game with a first-pitch home run, then Dustin Pedroia followed with a double, then Rod Allen singled and to cap off the amazing event, Jeremy West tripled to give ASU the early 2-0 lead.

This Sergio Garcia Doesn't Golf:

Senior infielder Sergio Garcia has a familiar name, but this Sergio Garcia is not a golfer. Garcia will fill in the role as ASU's valued utility man, able to play third, second and his most familiar position, shortstop. Garcia transferred from Oklahoma where he hit .311 for the Sooners last year and was an honorable mention All-Big 12 selection. For the season Garcia is hitting at a .317 clip (19x60) with two doubles and eight RBI. He is also seventh in the Pac-10 with 12 stolen bases.

2002 Newcomers Highly Touted By National Publications:

The group of 17 players that make up the newcomers for the 2002 season have been highly touted as the No. 8 recruiting class in the nation by *Collegiate Baseball* and the No. 11 class by *Baseball America*. The group includes Ian Kinsler (Central Arizona CC), Andre Ethier (Chandler-Gilbert CC), Dustin Pedroia (Woodland, Calif.), (Horizon HS) and Robbie McClellan (Seward County CC).

The Apollo Connection:

Arizona State and Apollo High School in Glendale has formed quiet a relationship. Former Sun Devil All-American and Major Leaguer Bob Horner started the tradition back in the late 1970's and still holds the ASU career record for home runs with 56. Current Los Angeles Dodger Paul Lo Duca, who was the *Sporting News* College Player of the Year in 1993 and holds the ASU single-season batting average record at .446 was also a prep standout at Apollo High School. The latest in the line of ASU players to come from Apollo High School is freshman infielder Nick Cadena. Cadena broke the school and state home run records for a career set by Horner and also bettered several of Lo Duca's long-standing records. Cadena belted his first career home run (3-Run HR) vs. Washington State (4/7). To add to the connection, ASU Baseball beat writer Paul Coro of the Arizona Republic is also an Apollo graduate.

Monday's With Murphy at Boston's:

New for the 2002 baseball season is a weekly coaches radio show for ASU head coach Pat Murphy. Held every Monday from 6-6:30 p.m. on XTRA 910 AM, Murphy and the voice of ASU Baseball, Tim Healey, will preview upcoming ASU Baseball games and talk Sun Devil baseball. A roundtable discussion on ASU and College Baseball is held from 5:30-6 p.m. and is open to the public and all media. Selected players and ASU assistant coach Mike Rooney will also be present at the weekly event.

ASU And Team USA Connections:

Arizona State baseball has had a long-standing tradition of sending players to play for the USA National team during the summers. ASU has had six players don the Red, White and Blue for Team USA since 1984, with the first being Oddibe McDowell in the 1984 Olympics played at Dodger Stadium in Los Angeles. Jim Austin played for Team USA in 1990 and ASU has had four players play with Team USA in the last four years. 1999 Pac-10 Player of the Year Willie Bloomquist played in the summer of 1998, 2000-2001 Pac-10 Player of the Year Casey Myers played in the summer of 2000 and was also a member of the Team USA Junior National Team before arriving at ASU in 1998. Current Tampa Bay Devil Ray prospect Jon Switzer was also a member of the 2000 National Team and current pitcher Mike Esposito was 3-1 with a 1.56 ERA last summer. Current Sun Devils Dennis Wyrick and Ryan Schroyer also played for the Team USA Junior teams during their respective prep careers.

Homegrown Devils:

A total of 20 of ASU's 32 players hail from the state of Arizona. Rod Allen (Phoenix), Joel Bocchi (Phoenix), Nick Cadena (Glendale), Cesar Castillo (Yuma), Andre Ethier (Phoenix), Steve Garra-brants (Phoenix), Tuffy Gosewisch (Scottsdale), Mike Guerrero (Mesa), J.J. Jackson (Chandler), Bryce Kartler (Phoenix), Ian Kinsler (Tucson), Aaron Klusman (Phoenix), Jeff Larish (Tempe), Matt Leaf (Peoria), Jared Liebeck (Glendale), Josh Perrault (Mesa), Ryan Schroyer (Casa Grande), Doug Schutt (Gilbert) and Josh Smith (Lake Havasu) are all native Arizonans. The team is also represented by players from Alaska (1), California (4), Colorado (1), Illinois (2), Kansas (1), Nevada (2) and New Mexico (1).

Sun Devil Quick Facts

Name of School	Arizona State
City, State	Tempe, Ariz.
Founded	1885
Enrollment	45,693
Mascot	Sun Devils
School Colors	Maroon and Gold
2002 Home Field	Hohokam Stadium (12,623)
Dimensions	340/390/410/390/350
Normal Home Field	Packard Stadium
Field	Bobby Winkles Field
Fences	339/395/340
Conference	Pac-10
President	Dr. Lattie F. Coor
Athletics Director	Gene Smith

Baseball History

First year of Baseball	1907 (7-2)
Start of Varsity Baseball	1959 (28-18)
All-Time Record	2,253-1,109-6
Modern Era (1959-P)	1,920-771-1
Early Era (1907-1958)	333-338-5
Packard Stadium Record	788-228-1
Years in College World Series	18
NCAA Championships	5
College World Series Record	55-30 (.647)
NCAA Appearances	25
NCAA Record	122-49 (.713)
Last CWS Appearance	1998 (2nd)
Best All-Time Record	59-8 (1973)

Media Relations

Media Relations Phone	(480) 965-6592
Fax	(480) 965-5408
Baseball SID	Jeff Evans
E-Mail Address	Jeff.Evans@asu.edu
Evans' Direct Line	(480) 965-6594
Home Phone	(480) 736-8616
Evans' Record at ASU	64-36-1
Director of Media Relations	Mark Brand
Associate Director	Doug Tammaro
Associate Director	Rhonda Lundin
Assistant Directors	Will Phillips
.....	Erin Rowley
Press Box	(480) 615-1446
Web Site	www.TheSunDevils.com

ASU Coaching/Support Staff

Head Coach	Pat Murphy
Record at ASU	294-158-1 (8th Season)
Career Division I	612-274-2 (15th Season)
Assistants	Jay Sferra (7th)
.....	Mike Rooney (4th)
Dir. of Baseball Operations	Chris Holick
Dir. of Baseball Administration	Graham Rossini
Senior Manager	Steve Kirkman
Athletic Trainer	Kenny McCarty
Student Trainer	Troy Damron

2001 in Review... and Quick Facts

2001 Record	37-20-1
Home	25-9-1
Away	11-9
2001 Pac-10 Record	14-10 (3rd)
Home	7-5
Away	7-5
Final Rankings	22 (BA), 23 (CB), 22 (BW)
Letterman Returning/Lost	14/14
Total Newcomers	17



Sun Devil Baseball 2002

How ASU Ranks In the Pac-10

Team Offensive Rankings:

Avg.	303	5th
Runs	330	6th
Hits	448	9th
Doubles	90	5th
Triples	18	3rd
Home Runs	28	9th
RBI	297	6th
OB %	403	2nd
SLG %	445	7th

Team Pitching Rankings:

ERA	4.36	2nd
Strikeouts	370	1st
Wins	27	5th
Saves	7	7th
Opposing Avg.	252	1st

Pac-10 Individual Rankings

Jeremy West

Runs	39	NR
Doubles	15	5th
Triples	3	t-7th
Home Runs	11	t-3rd
RBI	49	5th
Total Bases	107	6th
Slugging %690	4th
HBP	9	8th

Andre Ethier

Batting Avg.362	NR
Hits	58	NR
Doubles	14	t-6th
RBI	42	NR
Total Bases	90	NR
Walks	25	NR
On Base %447	10th

Dustin Pedroia

Hits	58	NR
Doubles	13	NR

Jon Sheaffer

Batting Avg.362	NR
On Base %446	11th

Steve Garrabrants

Triples	5	2nd
Walks	25	NR
Stolen Bases	11	8th
On Base %474	5th

Ryan Schroyer

ERA	2.34	NQ
Strikeouts	55	NQ
Saves	4	5th
Games Finished	14	3rd
Opposing Avg.208	NQ

Robbie McClellan

Wins	7	t-3rd
Strikeouts	75	4th
Innings Pitched	76.1	10th
Opposing Avg.245	t-5th

Mike Esposito

ERA	3.40	4th
Strikeouts	82	3rd
Innings Pitched	82.0	6th
Wins	7	t-3rd
Games Started	13	t-7th
Losses	5	t-3rd

How ASU Ranks In the NCAA

Ryan Schroyer:

K's per 9 IP	5th*	12.3
ERA	32nd*	2.34

*Schroyer would be ranked if he had 2/3 more IP

A Classy Act By These Padres:

Before the Saturday game of the Cal State Fullerton series, four San Diego Padre players stopped by unannounced to talk to both the Titans and Sun Devils about the affects of drinking and driving and wearing a seatbelt. Former CSF All-Americans Phil Nevin and Mark Kotsay were joined by all-star closer Trevor Hoffman and Padre pitcher Kevin Jarvis as they talked to both teams after losing teammate and good friend Mike Darr in an alcohol related accident before the start of spring training in the Phoenix area.

How They Have Finished:

Arizona State has finished four seasons ranked in the final *Collegiate Baseball* national poll since 1990, ranking 10th of all college baseball programs. The schools with the most Top 10 *Collegiate Baseball* finishes are listed below:

1.	Florida State	11
2.	LSU	10
3.	Miami	8
4.	Stanford	7
5.	Clemson	6
5.	Cal State Fullerton	6
7.	Oklahoma State	5
7.	Wichita State	5
7.	USC	5
10.	Arizona State	4

Frequent Flyers... and Drivers:

With the three-game series at Florida State in Tallahassee, ASU embarked on its first of many roadtrips this season. The Devils traveled a total of 3,572 miles last weekend, flying from Phoenix to Atlanta and then on to Tallahassee. For the season ASU will log 10,192 miles in the air, with flights to Oklahoma City, Chicago, Spokane, Wash., Las Vegas and San Jose, Calif. In addition, ASU plans to make two big bus trips this year to Las Cruces, N.M. (770 miles round trip) for the Mar. 12 game at New Mexico State and to UCLA (792 miles round trip) for the three-game Pac-10 series in April. In all, ASU will drive 2,136 miles on a bus this year to get to games.

Calling All Lettermen

Prior to the 2002 baseball season, the Arizona State Baseball Media Guide, the official source of ASU Baseball information, only referred to records and lettermen dating back to 1959. Although 1959 is the year Bobby Winkles officially took over the program, making the sport have varsity recognition at ASU, baseball in Tempe dates back to 1907. Integrating the research of Barry Sollenberger from his book, "Bulldog Baseball," lettermen and records prior to 1959 have been added to the ASU Baseball Media Guide. The list of letterman is ever evolving, so if you know of any name that should be on the list of a player that played in at least one *VARSITY* game, please contact the ASU Media Relations office at jeff.evans@asu.edu.

Success in the Classroom As Well As On The Field:

ASU has long enjoyed much success on the diamond, and with 18 College World Series appearances, it is known as one of the gems of college baseball. But lately academics, as well as on-field talent, has shown its true colors in the storied program. Pat Murphy's Sun Devil squads have produced four Academic All-Americans over the past three years (Willie Bloomquist, Mark Ernster, Jeff Phelps, Casey Myers), including Myers being named the Academic All-American for college baseball in 2000 and 2001. The four players honored as National Academic All-Americans is the most by any college baseball program in the nation over the last three years.

ASU Owns Pac-10 Player of the Year Award:

Since the old Pac-10 North (formerly Washington State, Washington, Oregon State, Portland State) and the Six-Pac joined to form the unified Pac-10 baseball conference in 1999, Arizona State has enjoyed much success with a combined 43-29 record in league play. Even more impressive is that no one other than an ASU player has won the annual Pac-10 Player of the Year award. Willie Bloomquist won the inaugural award in 1999, while Casey Myers took home the hardware in 2000 and 2001 to become only fourth player in Pac-10 history to win the award twice in a career. In all, ASU has won nine (9) Pac-10 Player of the Year Awards dating back to 1978 (Myers (2), Bloomquist, Jacob Cruz, Paul Lo Duca, Linty Ingram, Oddibe McDowell, Alvin Davis, Mike Soddors) and two Pac-10 Pitchers of the Year (Noah Perry and Marc Barcelo).

2002 PAC-10 BASEBALL STANDINGS

Updated 5/07/02

	Pac-10	Overall
USC	11-4	28-18
Washington	10-5	22-20-1
Stanford	9-6	32-13
Oregon State	9-6	30-15
Arizona State	9-6	27-16
Arizona	6-9	28-18
UCLA	6-9	21-28
California	8-13	26-26
Washington State	4-14	18-27

2002 Preseason Coaches Poll:

Team	Points
Stanford	63
USC	57
Arizona State	49
California	41
Arizona	34
Washington	30
Oregon State	21
UCLA	20
Washington State	9



Sun Devil Baseball 2002

Golden Spikes Common At Arizona State:

While Mark Prior of USC was the recipient of the 2001 Golden Spikes award as the nation's top amateur baseball player, it should be noted that three Arizona State players have won the award. Bob Horner, who was a standout at ASU from 1976-78, won the inaugural award in 1978. Oddibe McDowell, who was a member of the first Team USA baseball team to compete in an Olympics, won the award in 1984. Mike Kelly, who ranks second in ASU history with 46 home runs from 1989-91, won the award in 1991. In all, 13 players that have worn the Maroon and Gold have been named a Player of the Year for college baseball.

ASU Leader of the Pac When It Comes to Player of the Week:

Arizona State has amassed 44 Pac-10 Pitchers of the Week and 65 Players of the Week since 1981. That total leads all Pac-10 member schools. The Sun Devils had two players honored as Pac-10 POW last year with Mike Esposito taking home the Pac-10 Pitcher of the Week honor on May 5 and Mike Lopez won the Pac-10 Player of the Week on April 28. The 2002 season has already seen four Sun Devils earn Pac-10 POW honors. Andre Ethier and Jeremy West have been named Pac-10 Players of the Week, while Robbie McClellan and Mike Esposito have been named Pac-10 Pitchers of the Week.

Arizona State in Postseason Play:

The Sun Devil baseball program has created a dynasty in college baseball that has been matched by few. With 18 appearances in the College World Series, ASU ranks fifth for the most trips to Omaha. Arizona State has advanced to the NCAA Tournament in 25 of the program's 42 varsity seasons (dating back to 1959), amassing an incredible 122-49 (.730) record. ASU's five National Championships rank as the second most of any NCAA school. In addition to ASU's five national championships, the Sun Devils have also turned in five second-place teams and three third-place finishes.

Postseason Summary:

NCAA Appearances	25	Record in District 7	12-1
All-Time NCAA Record	122-49	CWS Appearances	18
Regional Appearances	19	CWS Titles	5
Regional Titles	12	CWS Runners-up	5
Record in Regionals	55-18	CWS Third-Place Finishes	4
District 7 Appearances	6	Record at CWS	55-30 (.647)
District 7 Titles	6		

NCAA Tournament Breakdown

NCAA Titles By School

1. USC	12
2. Arizona State	5
3. Texas	4
LSU	4
Miami	4

College World Series Wins

1. USC	74
2. Texas	64
3. Arizona State	55
4. Miami	43
5. Oklahoma State	38

NCAA Tournament Wins

1. Texas	166
2. USC	164
3. Miami	137
4. Florida State	131
5. Oklahoma State	123
6. Arizona State	125

CWS Appearances

1. Texas	28
2. USC	21
3. Oklahoma State	19
Miami	19
5. Arizona State	18

NCAA Tournament Appearances

1. Texas	45
2. Florida State	39
3. USC	34
4. Oklahoma State	32
5. Miami (Fla.)	30
9. Arizona State	25

This is ASU Baseball:

- Only one losing season in school history
- 18 College World Series Appearances
- 25 years in the NCAA Tournament
- Six Pac-10 Titles
- Five NCAA Championships
- 12 NCAA National Players of the Year
- Three Golden Spikes Award Winners
- 60 All-Americans
- 2 NCAA Coaches of the Year
- 75 Major League Players
- 21 First-Round Draft Picks
- Finished in top 12 three of past five years
- Only one losing season in school history
- Four Academic All-Americans in last 3 years
- Six Team USA Members

All-Time NCAA Baseball Victories Top 10

School	Seasons	Overall Record
1. Fordham	142	3,132-1,480-39
2. Texas	105	2,653-832-26
3. USC	107	2,627-1,331-44
4. Michigan	134	2,325-1,273-37
5. Stanford	109	2,279-1,447-32
6. Washington State	106	2,261-1,276-16
7. Arizona State	90	2,226-1,094-6
8. Arizona	97	2,207-1,132-21
9. Harvard	133	2,193-1,355-32
10. Clemson	104	2,134-1,194-29

* Prior to start of 2002 Baseball Season. List compiled by NCBWA and University of Minnesota.

Media Information:

Baseball Contact: Jeff Evans
SID Phone: (480) 965-6592
Evans' Direct Line: (480) 965-6594
SID Fax: (480) 965-5408
Evans' E-Mail: Jeff.Evans@asu.edu
Website: www.TheSunDevils.com
Mailing Address:
 ICA Media Relations
 Arizona State University
 Tempe, AZ 85287-2505

Interviews:

All interviews with players and the coaching staff need to be cleared through the ASU media relations office and Jeff Evans. If you wish to talk to any Sun Devil player or head coach Pat Murphy, please contact Evans via the above information.

Media Guides:

Media guides will be available to working press only and can be purchased by fans at home games at Hohokam Park for \$7. Press guides will not be distributed to fans from the press box or the media relations office. The 2002 ASU Baseball Media Guide is also available online at www.thesundevils.com in .pdf format.

Game Notes and Statistics:

Game notes and statistics will be distributed to all working media and scouts on game days at Hohokam park. Copies will also be made available in the press box. The statistics are for working press, scouts and coaches only. A complete statistical book containing box scores, play-by-play and game notes will also be available in the press box for working media following each home game. All information will be made available to fans and ASU supporters through the school's official athletic website, www.TheSunDevils.com.

Live Stats:

While only certain games can be accessed by radio either through the internet or in the greater Phoenix area, every home game and selected road games can be tracked through live statistical updates on www.TheSunDevils.com.



Sun Devil Baseball 2002

Drafted Devils:

A total of 17 players on the 2001 Arizona State squad have been taken in the Major League Baseball Amateur Draft. Since the inception of the draft in 1965, ASU has had more players chosen (303), more first-round draft picks (21) and more No. 1 picks (3) than any other school in the nation. Eight (8) players from the 2000 Pac-10 Championship team were drafted last June. ASU's three No. 1 picks were Rick Monday (1965), Floyd Bannister (1976) and Bob Horner (1978, Atlanta).

Player	Year	Team	Round Drafted
Rod Allen	2000	Reds	34th round
Bret Berglund	2001	Royals	46th round
Nick Cadena	2001	Royals	42nd round
Mike Esposito	1999	Reds	5th round
Andre Ethier	2001	Athletics	37th round
Steve Garabrants	2000	Twins	42nd round
Mike Guerrero	2000	Red Sox	36th round
Bryce Kartler	2001	Cardinals	20th round
Ian Kinsler	2000	Diamondbacks	29th round
	2001	Diamondbacks	26th round
Jeff Larish	2001	Cubs	32nd round
Jered Liebeck	1999	Diamondbacks	45th round
Josh Perrault	2000	Diamondbacks	40th round
	2001	Marlins	42nd round
Ryan Schroyer	2000	Tigers	16th round
Jon Sheaffer	1999	Reds	29th round
Josh Smith	2001	Brewers	20th round
Dennis Wyrick	1999	Tigers	35th round

Horner Ranks Second As Player of the Century:

Former Sun Devil greats Bob Horner and Eddie Bane were honored by *Baseball America* by being placed on the publication's "Team of the Century." Horner, an ASU great under Jim Brock from 1976-78, hit .383 for his career and belted a school record 56 home runs. Horner was listed second on the team behind Oklahoma State slugger Pete Incaviglia (1983-85). Bane, a top pitcher for the Sun Devils from 1971-72, posted a career 40-4 record and a 1.64 ERA. Bane was listed as the ninth best player of the 20th Century by *Baseball America*. The top 10 players of the century were voted on by fans, coaches and baseball writers and are listed below:

1. Pete Incaviglia (Oklahoma State)
2. **Bob Horner (Arizona State)**
3. Robin Ventura (Oklahoma State)
4. Burt Hooten (Texas)
5. Dave Winfield (Minnesota)
6. Phil Stephenson (Wichita State)
7. John G. Olerud (Washington State)
8. J.D. Drew (Florida State)
9. **Eddie Bane (Arizona State)**
10. Derek Tatsuno (Hawai'i)

91 Years of Sun Devil Baseball Tradition:

While the history of baseball at Arizona State University goes back all the way to the early 1900's, the school officially began sponsoring varsity baseball in 1959. Prior to 2002, the ASU Baseball Media Guide referred only to those players that played from 1959 to present. ASU now officially recognizes those players, coaches and seasons from 1907-1950. In 90-plus years of baseball at Arizona State, the program has built a legacy matched by few in the college baseball world. With a 2,230-1,094-6 all-time record, Arizona State has advanced to the College World Series 18 times, won five national championships, won six Pac-10 titles, produced 12 Players of the Year and three Golden Spikes Award winners, and has gone to the NCAA Tournament 25 times. Under current head coach Pat Murphy, the Sun Devils have finished in the top 12 in three of the last five years and finished second in the nation in 1998. They have been ranked in the top 20 for 40 consecutive national polls.

Seven Devils Earn Freshman All-America Honors in 2001:

Seven Sun Devils earned freshman All-America honors during the 2001 season. Rod Allen and Jeremy West both earned first-team acclaim from Collegiate Baseball and Allen was also named to the Baseball America Freshman All-America team. Allen set an ASU freshman record with a .389 batting average and became the first Sun Devil freshman in school history to be named a first-team All-Pac-10 player. Mike Esposito, Aaron Klusman, Ryan Schroyer, Steve Garabrants and Nick Walsh were all named to the Collegiate Baseball Freshman All-America team as honorable mention selections.

Putting A Recent Event In Perspective:

The University of Texas recently set a Big 12 record by recording a string of 41 consecutive shutout innings. The nationally ranked Longhorns set the record over the course of four full games and part of two others. The record drastically fails in comparison to the NCAA record of 64 consecutive shutout inning by the 1972 Arizona State pitching staff. ASU, behind wins from Sun Devil pitching legends Jim Otten, Craig Swan and Eddie Bain combined for seven straight shutouts. As part of one of the greatest teams in ASU history, the Devils went 64-6 that year, setting school records for ERA (1.76), strikeouts (732), complete games (43) and shutouts (24). Bane ended the year 14-1, Otten was 9-0 and Swan was 16-1.

Numerical

- 2 Dustin Pedroia, INF
- 3 Sergio Garcia, INF
- 4 Doug Schutt, OF
- 5 Dennis Wyrick, C/3B
- 6 Ian Kinsler, INF
- 8 Jeremy West, 1B
- 9 Steve Garabrants, INF/OF
- 10 Rod Allen, OF
- 11 Jeff Larish, INF
- 12 Ryan Schroyer, RHP
- 13 J.J. Jackson, RHP
- 14 Andre Ethier, OF/1B
- 16 Nick Cadena, INF/OF
- 17 Ryan McKenna, OF
- 19 Joel Bocchi, C
- 20 Nick Walsh, OF
- 22 Matt Leaf, RHP
- 23 Mike Esposito, RHP
- 25 Bret Berglund, INF
- 27 Bryce Kartler, LHP
- 28 Jon Sheaffer, OF
- 30 Mike Guerrero, OF
- 38 Josh Perrault, RHP
- 39 Tuffy Gosewisch, C
- 41 Mark Sopko, RHP
- 42 Josh Smith, RHP
- 47 Jered Liebeck, RHP
- 48 Carlos Arguello, LHP
- 50 Robbie McClellan, RHP
- 54 Miguel Sanchez, LHP
- 59 Aaron Klusman, RHP
- 60 Garrett Schoenberger, C
- 62 Cesar Castillo, C

Alphabetical

- 10 Rod Allen, OF
- 48 Carlos Arguello, LHP
- 25 Bret Berglund, INF
- 19 Joel Bocchi, C
- 16 Nick Cadena, INF/OF
- 62 Cesar Castillo, C
- 23 Mike Esposito, RHP
- 14 Andre Ethier, OF/1B
- 3 Sergio Garcia, INF
- 9 Steve Garabrants, INF/OF
- 39 Tuffy Gosewisch, C
- 30 Mike Guerrero, OF
- 13 J.J. Jackson, RHP
- 27 Bryce Kartler, LHP
- 6 Ian Kinsler, INF
- 59 Aaron Klusman, RHP
- 11 Jeff Larish, INF
- 22 Matt Leaf, RHP
- 47 Jered Liebeck, RHP
- 50 Robbie McClellan, RHP
- 17 Ryan McKenna, OF
- 2 Dustin Pedroia, INF
- 38 Josh Perrault, RHP
- 54 Miguel Sanchez, LHP
- 60 Garrett Schoenberger, C
- 12 Ryan Schroyer, RHP
- 4 Doug Schutt, OF
- 28 Jon Sheaffer, OF
- 42 Josh Smith, RHP
- 41 Mark Sopko, RHP
- 20 Nick Walsh, OF
- 8 Jeremy West, 1B
- 5 Dennis Wyrick, C/3B



Sun Devil Baseball 2002

2002 Arizona State Baseball Game-by-Game Results

(27-16 Overall, 9-6 Pac-10, 20-7 Home, 7-9 Away, 0-0 Neutral)

Date	Opponent	W-L	Score	Att.	ASU Pitcher	Opp. Pitcher	Record	Notes
1/31	Oregon State [^]	W	13-5	1,859	Esposito (1-0)	Garcia (0-1)	1-0	West and Ethier drive home 4 runs each.
2/1	Southern Utah [^]	W	12-0	1,846	Schroyer (1-0)	Stoker (0-1)	2-0	Schroyer career-high 11 K's in 6.2 innings.
2/2	Oral Roberts [^]	W	5-4	2,049	McClellan (1-0)	Sanderson (0-1)	3-0	Allen hits solo HR in 8th to win game.
2/3	Southern Utah [^]	W	6-2	1,716	Sanchez (1-0)	Perkins (0-1)	4-0	Bullpen throws 3.2 shutout innings to seal win.
2/8	Tennessee (#25)	W	7-4	2,229	McClellan (2-0)	Sadowe (0-1)	5-0	McClellan 7 K's in 3.1 innings to earn win.
2/9	Tennessee (#25)	W	8-1	3,251	Esposito (2-0)	Hicklen (0-2)	6-0	Esposito CG. Ethier 3x5 with 2 RBI.
2/10	Tennessee (#25)	W	5-4	2,961	Kartler (1-0)	Andrews (1-1)	7-0	ASU holds off late UT rally for sweep.
2/15	@Florida State (#3)	L	4-9	3,065	Schroyer (1-1)	Lynch (3-0)	7-1	Ethier notches third straight 3-hit game.
2/16	@Florida State (#3)	L	3-5	4,467	Esposito (2-1)	Varnes (2-1)	7-2	Walsh pinch-hit 2-run double in 7th not enough.
2/17	@Florida State (#3)	L	4-6	3,864	McClellan (2-1)	Davidson (1-0)	7-3	Devils surrender 4-0 lead with late FSU rally.
2/22	CS Fullerton (#12)	L	2-3	2,829	Esposito (2-2)	Littleton (3-1)	7-4	Devils lose fourth straight with season low 5 hits.
2/23	CS Fullerton (#12)	W	9-4	2,958	Jackson (1-0)	Merrell (2-1)	8-4	ASU ends 4-game losing streak with timely hitting
2/24	CS Fullerton (#12)	L	5-7	2,566	McClellan (2-2)	DeJong (3-0)	8-5	Devils surrender 5-2 lead as Titans win series.
3/1	Loyola Marymount	W	15-2	1,956	Esposito (3-2)	Jenson (1-3)	9-5	Sheaffer tabs career-high 4 RBI in ASU win.
3/2	Loyola Marymount	W	7-2	2,129	McClellan (3-2)	Muecke (1-3)	10-5	McClellan complete-game three hitter in win.
3/3	Loyola Marymount	W	10-5	2,164	Kartler (2-0)	Lovato (0-2)	11-5	West goes 2-for-4 with three-run home run.
3/5	NMSU	W	10-5	1,541	Jackson (2-0)	Jackson (1-2)	12-5	Jackson 3.0 innings of hitless relief for win.
3/8	UNLV [#]	W	10-0	2,254	McClellan (4-2)	Pupo (1-1)	13-5	McClellan CG with 10 K's. West 2x4 with 4 RBI.
3/9	St. John's [#]	W	11-1	2,187	Esposito (4-2)	Bilezikjian (1-1)	14-5	Esposito 9 K's in 7 IP. Ethier 2x4 with 5 RBI.
3/10	Oklahoma State [#] (#21)	W	7-2	2,220	Jackson (3-0)	Rhodes (1-1)	15-5	Allen's three-run double caps 7-run eighth inning.
3/12	@NMSU	L	7-8	641	Sopko (0-1)	Garretson (1-0)	15-6	Devils surrender 7-6 lead with two in 9th inning.
3/15	Oklahoma (#22)	L	3-6	2,242	Esposito (4-3)	Cherry (3-2)	15-7	Two errors in four-run third proves to be costly.
3/16	Oklahoma (#22)	W	6-4	2,654	McClellan (5-2)	Roberts (3-2)	16-7	Sheaffer has two big hits and Larish goes 3x4 in debut
3/17	Oklahoma (#22)	L	5-7	2,086	Kartler (2-1)	Mix (4-1)	16-8	3-Run 8th inning not enough as Devils lose series.
3/22	@Arizona [*]	W	9-7	2,133	Sopko (1-1)	Anderson (0-1)	17-8	Devils score three in 9th to record win over rival.
3/23	@Arizona [*]	W	10-6	2,284	Esposito (5-3)	Little (5-2)	18-8	Ethier goes 4x5 with HR as Devils clinch series win.
3/24	@Arizona [*]	L	1-10	1,448	Kartler (2-2)	Kaiser (5-1)	18-9	Devils limited to one run and five hits in loss.
3/28	Washington [*]	L	11-14	2,881	Kartler (2-3)	White (2-2)	18-10	Bullpen collapses to give up eight runs in 7th.
3/29	Washington [*]	W	8-3	2,352	Esposito (6-3)	Dowling (0-2)	19-10	Esposito strikes out 17 for 6th most in ASU history.
3/30	Washington [*]	W	13-6	2,637	Arguello (1-0)	Kohn (6-1)	20-10	ASU wins series with 20 hits. Larish 4x6, 3 RBI.
4/1	@UNLV	L	7-11	423	Liebeck (0-1)	Scheinbaum (2-0)	20-11	Devils drop to 0-5 in non-conference road games.
4/5	@Washington State [*]	L	4-7	751	Esposito (6-4)	Bonine (5-4)	20-12	ASU limited to season-low three hits in loss.
4/6	@Washington State [*]	W	13-7	587	Schroyer (2-1)	Gorrell (0-4)	21-12	McKenna drills three-run double in eighth.
4/7	@Washington State [*]	W	22-4	478	McClellan (6-2)	Alwert (2-2)	22-12	Ethier 2 HR, 5 RBI. Season high 22 runs and 21 hits.
4/12	@UCLA [*]	W ⁽¹¹⁾	4-3	637	Schroyer (3-1)	Silva (0-2)	23-12	Allen RBI single in 11th wins series opener.
4/13	@UCLA [*]	L	2-10	661	Kartler (2-4)	Whisler (3-1)	23-13	Four first-inning runs stand up in Bruin win.
4/14	@UCLA [*]	W	15-2	583	McClellan (7-2)	Janssen (4-2)	24-13	Devils score 12 two-out runs to win series 2-1.
4/19	California [*]	L	5-9	3,132	Esposito (6-5)	Ingram (4-2)	24-14	Devils strand 8 runners in scoring position in loss.
4/20	California [*]	W ⁽¹⁰⁾	4-3	2,188	Schroyer (4-1)	Payne (3-1)	25-14	Garcia scores on bases loaded wild pitch in 10th.
4/21	California [*]	L	3-9	2,096	McClellan (7-3)	Brown (5-1)	25-15	Five first-inning Cal runs dooms ASU in series loss.
4/24	@Oklahoma ^{\$}	W	7-5	2,598	Sopko (2-1)	White (0-2)	26-15	Sopko and Schroyer throw 3.2 scoreless innings.
4/26	@Notre Dame	L	4-9	2,900	McClellan (7-4)	Gagne (6-3)	26-16	Devils strand 11 runners on base in loss to Irish.
4/27	@Notre Dame	<i>Game Rained Out</i>						
4/30	NMSU	W	14-2	1,644	Esposito (7-5)	Lawrence (4-3)	27-16	Cadena 3x4, 4 RBI, 2 HR. Esposito 11 K's.
5/10	@Stanford [*]	6 p.m.	Stanford, Calif.					
5/11	@Stanford [*]	1 p.m.	Stanford, Calif.					
5/12	@Stanford [*]	1 p.m.	Stanford, Calif.					
5/14	Portland	6 p.m.	Hohokam Stadium (Mesa, Ariz.)					
5/15	Portland	6 p.m.	Hohokam Stadium (Mesa, Ariz.)					
5/17	USC [*]	6 p.m.	Hohokam Stadium (Mesa, Ariz.)					
5/18	USC [*]	6 p.m.	Hohokam Stadium (Mesa, Ariz.)					
5/19	USC [*]	1 p.m.	Hohokam Stadium (Mesa, Ariz.)					
5/24	Oregon State [*]	6 p.m.	Hohokam Stadium (Mesa, Ariz.)					
5/25	Oregon State [*]	6 p.m.	Hohokam Stadium (Mesa, Ariz.)					
5/26	Oregon State [*]	1 p.m.	Hohokam Stadium (Mesa, Ariz.)					

* Pac-10 Game

[^] Bill Kajikawa Baseball Classic

[#] Bob Schaefer Memorial Classic

^{\$} Played at SBC Bricktown Ballpark; Oklahoma City, Okla.

All times are local to site and subject to change



Sun Devil Baseball 2002

2002 Arizona State Sun Devil Baseball Overall Statistics

Record: 27-16 Home: 20-7 Away: 7-9 Pac-10: 9-6

Player	AVG	GP-GS	AB	R	H	2B	3B	HR	RBI	TB	SLG%	BB	HBP	SO	GDP	OB%	SF	SH	SB-ATT	PO	A	E	FLD%
28 x-Jon Sheaffer...	.364	38-31	110	31	40	6	1	0	19	48	.436	14	4	19	3	.446	2	2	8-12	69	1	0	1.000
14 Andre Ethier.....	.362	42-42	160	35	58	14	3	4	42	90	.562	25	2	18	4	.447	3	0	1-4	100	3	4	.963
9 Steve Garrabrants	.362	36-36	141	39	51	11	5	2	27	78	.553	25	7	30	1	.474	2	0	11-15	33	46	8	.908
8 Jeremy West.....	.342	42-42	155	39	53	15	3	11	49	107	.690	24	9	29	4	.446	5	0	0-0	329	23	5	.986
2 Dustin Pedroia...	.335	43-43	173	40	58	13	2	1	33	78	.451	14	5	14	3	.399	1	0	5-7	41	124	2	.988
11 Jeff Larish.....	.333	20-19	69	15	23	2	2	1	13	32	.464	19	0	9	2	.472	1	0	0-1	13	28	4	.911
3 Sergio Garcia....	.317	34-17	60	17	19	2	0	0	8	21	.350	11	3	9	0	.446	0	0	12-14	41	56	4	.960
5 x-Dennis Wyrick..	.315	25-24	73	11	23	4	0	0	10	27	.370	6	2	12	3	.378	1	0	3-3	66	25	5	.948
62 Cesar Castillo...	.280	26-14	50	11	14	5	0	0	9	19	.380	8	2	10	1	.393	1	1	2-2	134	14	5	.967
17 Ryan McKenna.....	.258	31-15	66	12	17	3	0	1	13	23	.348	12	3	15	0	.390	1	0	1-2	14	0	0	1.000
10 Rod Allen.....	.257	41-38	152	32	39	9	1	5	38	65	.428	14	7	28	5	.345	1	0	11-12	60	2	1	.984
6 Ian Kinsler.....	.250	25-16	56	4	14	2	0	0	9	16	.286	2	0	9	1	.267	2	1	4-4	20	42	7	.899
4 x-Doug Schutt....	.231	30-14	52	15	12	1	1	0	4	15	.288	13	0	4	3	.373	2	3	7-8	17	0	1	.944
20 Nick Walsh.....	.190	34-13	58	15	11	2	0	0	8	13	.224	16	6	12	4	.407	1	2	4-4	1	5	0	1.000

19 Joel Bocchi.....	.200	15-7	25	2	5	1	0	0	2	6	.240	4	0	5	2	.310	0	0	0-0	60	15	3	.962
16 Nick Cadena.....	.171	23-4	35	6	6	0	0	3	11	15	.429	3	0	10	1	.237	0	0	0-0	5	0	1	.833
39 Tuffy Gosewisch..	.135	28-12	37	6	5	0	0	0	2	5	.135	4	0	12	2	.220	0	0	0-0	111	11	1	.992
27 Bryce Kartler....	.000	2-0	3	0	0	0	0	0	0	0	.000	0	0	0	1	.000	0	0	0-0	0	10	4	.714
60 Garrett Schoenber	.000	3-0	3	0	0	0	0	0	0	0	.000	0	0	1	0	.000	0	0	0-0	0	0	0	.000
Totals.....	.303	43-43	1478	330	448	90	18	28	297	658	.445	214	50	246	40	.403	23	9	69-88	1139	459	60	.964
Opponents.....	.252	43-43	1436	223	362	61	2	24	183	499	.347	182	47	370	30	.351	17	20	65-83	1104	479	79	.952

LOB - Team (341), Opp (340). DP's turned - Team (35), Opp (49). IBB - Team (4), Ethier 1, Allen 1, West 1, Larish 1, Opp (6).
Picked off - Garcia 1, Wyrick 1, McKenna 1, Kinsler 1, Sheaffer 1.

(All games Sorted by Earned run avg)

Player	ERA	W-L	APP	GS	CG	SHO/CBO	SV	IP	H	R	ER	BB	SO	2B	3B	HR	AB	B/Avg	WP	HBP	BK	SFA	SHA
12 Ryan Schroyer....	2.34	4-1	18	4	0	0/1	4	42.1	31	13	11	27	58	5	0	1	149	.208	1	4	1	2	3
23 Mike Esposito....	3.40	7-5	13	13	2	0/0	0	82.0	83	44	31	20	82	12	1	4	319	.260	6	8	0	2	7
50 Robbie McClellan.	4.48	7-4	17	10	2	1/0	1	76.1	69	43	38	41	75	13	0	6	282	.245	11	5	5	5	3
27 Bryce Kartler....	5.79	2-4	14	9	0	0/0	0	56.0	50	44	36	34	53	10	0	2	207	.242	10	16	2	2	3

42 Josh Smith.....	0.00	0-0	1	0	0	0/1	0	1.0	0	0	0	0	1	0	0	0	3	.000	0	0	0	0	0
48 Carlos Arguello..	1.84	1-0	7	1	0	0/0	0	14.2	15	3	3	3	11	4	0	0	59	.254	1	2	0	1	0
54 x-Miguel Sanchez.	2.38	1-0	3	2	0	0/0	0	11.1	9	5	3	4	10	1	0	1	42	.214	1	0	1	0	1
38 Josh Perrault....	3.68	0-0	7	1	0	0/1	0	7.1	13	4	3	1	5	2	0	0	33	.394	1	1	0	1	1
41 Mark Sopko.....	5.27	2-1	19	0	0	0/0	1	27.1	25	18	16	15	16	6	0	2	96	.260	1	2	0	1	1
47 Jered Liebeck....	5.88	0-1	9	3	0	0/0	1	26.0	32	19	17	8	22	2	0	6	109	.294	2	4	5	0	1
59 Aaron Klusman....	6.35	0-0	13	0	0	0/1	0	17.0	17	13	12	16	17	2	0	0	63	.270	4	4	0	2	0
13 J.J. Jackson.....	6.87	3-0	12	0	0	0/0	0	18.1	18	17	14	13	20	4	1	2	74	.243	6	1	0	1	0
Totals.....	4.36	27-16	43	43	4	2/1	7	379.2	362	223	184	182	370	61	2	24	1436	.252	44	47	14	17	20
Opponents.....	6.92	16-27	43	43	2	0/0	8	368.0	448	330	283	214	246	90	18	28	1478	.303	34	50	10	23	9

PB - Team (13), Wyrick 5, Gosewisch 4, Bocchi 3, Castillo 1, Opp (8). Pickoffs - Team (5), Kartler 2, Schroyer 1, Esposito 1, Sopko 1, Opp (5). SBA/ATT - Castillo (19-27), Esposito (19-22), Gosewisch (19-21), Wyrick (15-19), McClellan (13-16), Bocchi (12-14), Sopko (6-11), Kartler (9-11), Schroyer (5-7), Liebeck (5-6), Klusman (5-5), Jackson (2-4), Sanchez (1-1).

x-inactive player



Sun Devil Baseball 2002


2002 Arizona State Sun Devil Baseball Fielding Statistics

2002 Arizona State Sun Devil Baseball
Overall Statistics for Arizona State (as of May 03, 2002)
(All games Sorted by Fielding pct)

Player	C	PO	A	E	FLD%	DPS	SBA	CSB	SBA%	PB	CI
28 x-Jon Sheaffer...	70	69	1	0	1.000	1	0	0	---	0	0
50 Robbie McClellan.	19	6	13	0	1.000	2	13	3	.812	0	0
17 Ryan McKenna.....	14	14	0	0	1.000	0	0	0	---	0	0
59 Aaron Klusman....	9	4	5	0	1.000	0	5	0	1.000	0	0
41 Mark Sopko.....	6	2	4	0	1.000	1	6	5	.545	0	0
20 Nick Walsh.....	6	1	5	0	1.000	0	0	0	---	0	0
48 Carlos Arguello..	6	1	5	0	1.000	0	0	0	---	0	0
47 Jered Liebeck....	5	2	3	0	1.000	0	5	1	.833	0	0
38 Josh Perrault....	3	0	3	0	1.000	0	0	0	---	0	0
54 x-Miguel Sanchez.	1	0	1	0	1.000	0	1	0	1.000	0	0
39 Tuffy Gosewisch..	123	111	11	1	.992	0	19	2	.905	4	0
2 Dustin Pedroia...	167	41	124	2	.988	17	0	0	---	0	0
8 Jeremy West.....	357	329	23	5	.986	31	0	0	---	0	0
10 Rod Allen.....	63	60	2	1	.984	0	0	0	---	0	0
62 Cesar Castillo...	153	134	14	5	.967	0	19	8	.704	1	0
14 Andre Ethier.....	107	100	3	4	.963	2	0	0	---	0	0
19 Joel Bocchi.....	78	60	15	3	.962	0	12	2	.857	3	0
3 Sergio Garcia....	101	41	56	4	.960	13	0	0	---	0	0
23 Mike Esposito....	20	4	15	1	.950	0	19	3	.864	0	0
5 x-Dennis Wyrick..	96	66	25	5	.948	5	15	4	.789	5	0
4 x-Doug Schutt....	18	17	0	1	.944	0	0	0	---	0	0
11 Jeff Larish.....	45	13	28	4	.911	1	0	0	---	0	0
9 Steve Garraabrants	87	33	46	8	.908	11	0	0	---	0	0
6 Ian Kinsler.....	69	20	42	7	.899	13	0	0	---	0	0
12 Ryan Schroyer....	7	3	3	1	.857	0	5	2	.714	0	0
16 Nick Cadena.....	6	5	0	1	.833	0	0	0	---	0	0
27 Bryce Kartler....	14	0	10	4	.714	0	9	2	.818	0	0
13 J.J. Jackson.....	8	3	2	3	.625	0	2	2	.500	0	0
60 Garrett Schoenber	0	0	0	0	.000	0	0	0	---	0	0
42 Josh Smith.....	0	0	0	0	.000	0	0	0	---	0	0
Totals.....	1658	1139	459	60	.964	35	65	18	.783	13	0
Opponents.....	1662	1104	479	79	.952	49	69	19	.784	8	0



Sun Devil Baseball 2002



2002 Arizona State Sun Devil Baseball Statistics Summary

Inning-by-inning summary:

	1	2	3	4	5	6	7	8	9	EX	Total
	--	--	--	--	--	--	--	--	--	--	-----
Arizona State	44	36	44	28	33	48	38	39	18	2	330
Opponents	20	23	28	31	28	21	37	24	11	0	223

Win-loss summary:

	W	L	T	Pct
	--	--	--	----
Total	27	16	0	.628
Conference	9	6	0	.600
Non-Conf	18	10	0	.643
Home	20	7	0	.741
Away	7	9	0	.438
Neutral	0	0	0	.000
Day	12	8	0	.600
Night	15	8	0	.652
vs Left	9	2	0	.818
vs Right	18	14	0	.562
1-Run games	4	2	0	.667
2-Run games	3	4	0	.429
5+Run games	17	5	0	.773
Extra inns	2	0	0	1.000
Shutouts	2	0	0	1.000

General summary:

Current winning streak : 1
 Longest winning streak : 7
 Longest losing streak : 4

Home attendance : 62627 (27 dates avg = 2319)
 Away attendance : 27520 (16 dates avg = 1720)
 Total attendance: 90147 (43 dates avg = 2096)



Sun Devil Baseball 2002

Home Runs and Misc. Hitting Breakdown:

Player	Total	Multi-Hit Games				Multi RBI	HR Total	Home Run Breakdown						Last Home Run
		2	3	4	5+			H	A	Solo	2	3	GS	
Rod Allen	11 (36)	11	0	0	0	11	5 (11)	2	3	3	1	1	0	3/24 @ Arizona (6th inning)
Joel Bocchi	0	0	0	0	0	1	0	0	0	0	0	0	0	None
Nick Cadena	1	0	1	0	0	3	3	2	1	1	0	2	0	4/30 vs. NMSU
Cesar Castillo	4 (4)	3	1	0	0	2	0	0	0	0	0	0	0	None
Andre Ethier	16	7	8	1	0	12	4	1	3	0	2	2	0	4/7 @ Washington State
Sergio Garcia	4 (24)	4	0	0	0	1	0	0	0	0	0	0	0	None
Steve Garrabrants	18 (32)	15	3	0	0	9	2	1	1	2	0	0	0	2/16/02 at FSU (6th inning)
Tuffy Gosewisch	0	0	0	0	0	0	0	0	0	0	0	0	0	None
Ian Kinsler	2	2	0	0	0	2	0	0	0	0	0	0	0	None
Jeff Larish	5	2	1	2	0	5	1	0	1	0	1	0	0	4/12/02 at UCLA
Ryan McKenna	2 (6)	2	0	0	0	3	1	0	1	1	0	0	0	4/1/02 at UNLV (Pinch-Hit)
Dustin Pedroia	19	14	4	1	0	10	1	1	0	0	1	0	0	3/8/02 vs. UNLV (7th inning)
Doug Schutt	1 (20)	1	0	0	0	1	0	0	0	0	0	0	0	None
Jon Sheaffer	11 (12)	9	2	0	0	6	0	0	0	0	0	0	0	None
Nick Walsh	0 (6)	0	0	0	0	1	0 (1)	0	0	0	0	0	0	4/13/01 vs. Washington State
Jeremy West	19 (31)	15	4	0	0	12	11 (17)	8	3	7	1	3	0	4/05/02 at Washington State
Dennis Wyrick	8 (43)	6	2	0	0	2	0	0	0	0	0	0	0	None
Team Totals	121	91	26	4	0	81	28	15	13	14	6	8	0	4/30 vs. New Mexico State

(x) = career games. Schutt's multi-hit games included from UNCG. Garcia's included from Oklahoma.

Lineup Card - Record Breakdown:

- 1 - Garrabrants (21-10), Schutt (4-2), Pedroia (2-2), Sheaffer (0-1)
Allen (0-1)
- 2 - Pedroia (10-5), Walsh (9-4), McKenna (0-1), Schutt (2-3), Ethier (1-0)
Larish (2-1), Garrabrants (1-1), Garcia (1-0)
- 3 - Allen (17-8), Garrabrants (2-1), West (0-2), Ethier (4-3), Larish (2-1),
Pedroia (1-0)
- 4 - West (23-13), Ethier (2-4)
- 5 - Ethier (18-9), Allen (1-3), West (2-1), McKenna (3-1), Larish (2-2)
Cadena (1-0)
- 6 - Wyrick (11-4), McKenna (3-3), Pedroia (8-7), Larish (3-1),
Allen (1-1)
- 7 - Kinsler (5-1), Pedroia (4-2), Wyrick (1-2), Sheaffer (9-5), Schutt (1-1)
Larish (1-2), Allen (2-1), Cadena (0-1), McKenna (2-1)
- 8 - Gosewisch (7-1), Bocchi (2-3), Castillo (0-1), Sheaffer (6-3),
Wyrick (2-2), Garcia (4-4), Cadena (2-0), Larish (0-1), Schutt (1-0),
Pedroia (1-0), McKenna (1-0), Allen (1-1)
- 9 - Sheaffer (5-1), Garcia (6-2), Kinsler (4-5), Castillo (7-6),
Gosewisch (2-2), Bocchi (2-0)

Starters By Position Breakdown:

- C - Castillo (14), Gosewisch (12), Wyrick (10), Bocchi (7)
 1B - West (42), Ethier (1)
 2B - Garrabrants (23), Garcia (11), Pedroia (8), Walsh (1)
 3B - Pedroia (14), Larish (15), Wyrick (14)
 SS - Pedroia (21), Kinsler (16), Garcia (6)
 LF - Allen (38), McKenna (4), Schutt (1)
 CF - Sheaffer (31), Schutt (9), McKenna (2), Ethier (1)
 RF - Ethier (40), McKenna (1), Cadena (2)
 DH - Walsh (13), Garrabrants (12), Schutt (4), McKenna (8)
 Larish (4), Cadena (2)
 P - Esposito (13), Schroyer (4), Kartler (9), Liebeck (3)
 Sanchez (2), Perrault (1), McClellan (10), Arguello (1)

Attendance (Through 4/30/02)

Home Attendance: 62,627 (27 games; 2,319 avg.)
Away Attendance: 27,250 (16 games)
Total Attendance: 90,147 (43 dates)
Overall Average Attendance: 2,096 (43 Dates)

Sun Devils Record When They Score:

Runs	0	1	2	3	4	5	6	7	8	9	10+
W-L	0-0	0-1	0-2	0-3	2-4	2-3	2-0	4-2	2-0	2-0	13-1

Sun Devils Record When Opponent Scores:

Runs	0	1	2	3	4	5	6	7	8	9	10+
W-L	2-0	2-0	6-0	3-1	6-0	4-1	2-2	2-3	0-1	0-4	0-4

Score By Innings In All Games:

Inning	1	2	3	4	5	6	7	8	9	Ex	Total
Opp.	20	23	28	31	28	21	37	24	11	0	223
ASU	44	36	44	28	33	48	38	38	18	2	330

Score By Innings In Pac-10 Games:

Inning	1	2	3	4	5	6	7	8	9	Ex	Total
Opp.	13	7	10	18	10	12	21	7	2	0	100
ASU	16	11	17	11	8	11	17	15	16	2	124

Current Hitting Streaks:

Player	2002 Longest	Career Long	Current Streak
Rod Allen	8	17	1
Joel Bocchi	2	2	2
Nick Cadena	1	1	1
Cesar Castillo	5	5	5
Andre Ethier	6	6	0
Sergio Garcia	4	4	4
Steve Garrabrants	10	11	2
Tuffy Gosewisch	4	4	0
Jeff Larish	5	5	5
Ian Kinsler	5	5	2
Ryan McKenna	7	7	1
Dustin Pedroia	9	9	1
Garrett Schoenberger	0	0	0
Doug Schutt	3	3	1
Jon Sheaffer	13	13	0
Nick Walsh	2	3	0
Jeremy West	8	8	1
Dennis Wyrick	5	9	0



Sun Devil Baseball 2002

Sun Devil Baseball's Record in 2002 When...

(Through 43 Games of 2002 Season)

Overall	27-16
At Hohokam Stadium	17-7
At Packard Stadium	3-0
Playing on the Road	7-9
Day Games	12-8
Night Games	15-8

Scoring 1-4 Runs	2-10
Scoring 5-9 Runs	12-5
Scoring 10-19 Runs	12-1
Scoring 20+ Runs	1-0

Opp. 5 or less runs	23-2
Opp. 6 or more runs	4-14

ASU Scores First	20-8
Opp. Scores First	7-8
Scoring in 1st Inning	19-5

Leading After 6 Innings	20-3
Trailing After 6 Innings	3-12
Tied After 6 Innings	4-1

Leading After 8 Innings	24-1
Trailing After 8 Innings	1-15
Tied After 8 Innings	2-0

Last At-Bat Wins	5
After a Win	16-10
After a Loss	9-7

Collecting 1-3 Hits	0-1
Collecting 4-6 Hits	3-3
Collecting 7-9 Hits	8-8
Collecting 10+ Hits	14-4

Out-Hitting Opponent	22-2
Out-Hit by Opponent	2-12
Hits are Tied	3-2

ASU is Errorless	9-2
ASU Makes 1 Error	9-6
ASU Makes 2+ Errors	9-8

ASU Starter Gets Decision ...	17-11
Bullpen Gets Decision	10-5

One-Run Games	4-2
Two-Run Games	3-4

ASU Hits 0 Home Runs	15-6
ASU Hits 1 Home Run	9-10
ASU Hits Multiple HR	3-0

Vs. LHP Starters	9-2
Vs. RHP Starters	18-14

In Extra Innings	2-0
Doubleheaders	0-0

Vs. Non-Conference	18-10
Non-Conference Home	17-4
Non-Conference Away	1-6

Vs. Pac-10 (League Games)	9-6
Pac-10 Home	3-3
Pac-10 Away	6-3

Vs. Top 25 Opponents*	5-5
Vs. Top 10 Opponents*	0-3
Vs. Unranked Teams*	22-11

*ranked at time played

VS. PAC-10 SCHOOLS

Arizona	2-1
California	1-2
Oregon State	1-0
Stanford	0-0
UCLA	2-1
USC	0-0
Washington	2-1
Washington State	2-1
Overall vs. Pac-10	10-6

DAYS OF THE WEEK

Monday	0-1
Tuesday	2-1
Wednesday	1-0
Thursday	1-1
Friday	7-6
Saturday	10-2
Sunday	6-5
Midweek Games	3-2
Weekend Games	24-14

MONTHS OF THE YEAR

January	1-0
February	7-5
March	12-5
April	6-6
May	1-0

UNIFORMS/HATS

White Sleeveless	15-4
Gray Sleeveless	5-6
Sunday Maroon	7-6
Maroon Mesh Hat	27-16

PITCHING

Esposito Starts	8-5
Kartler Starts	5-4
Schroyer Starts	3-1
Perrault Starts	0-1
McClellan Starts	6-4
Sanchez Starts	2-0
Liebeck Starts	2-1
Arguello Starts	1-0

Starter Goes Less Than 5	6-9
Starter Goes 5+	21-7

MISC. HITTING

Allen Hits HR	2-3
Allen Records Hit	21-7
Allen Multi-Hit Game	8-3
West Hits HR	6-5
West Records RBI	16-9
TV Games	2-1
Radio Games	13-11

Longest Win Streak	7 - 2x
Longest Losing Streak	4
Last Five Games	3-2
Last 10 Games	6-4
Last 15 Games	9-6
Last 20 Games	11-9
Current Streak	Lost 1

Largest Winning Margin	18
Largest Losing Margin	9

Vs. Teams .500 or better	14-13
Vs. Teams worse than .500	13-3

LEADING OFF

Garrabrants Leads Off	21-10
Pedroia Leads Off	2-2
Schutt Leads Off	4-2
Sheaffer Leads Off	0-1
Allen Leads Off	0-1
Walsh Leads Off	0-0



Sun Devil Baseball 2002

Sun Devil Baseball Team and Player Superlatives

(Through 43 Games of 2002 Season)

2001 Arizona State Team Superlatives

TEAM BATTING

Most At-Bats:	45	Washington State (4/7)
Fewest At-Bats:	24	UNLV (3/8)
Most Runs (Game):	22	Washington State (4/7)
Most Runs (Inning):	7 - 8th	Oklahoma State (3/10)
Fewest Runs (Game):	1	Arizona (3/24)
Most Hits (Game):	21	Washington State (4/7)
Fewest Hits (Game):	5 - 3x	Arizona (3/24)
RBI:	21	Washington State (4/7)
Doubles:	5 - 4x	New Mexico State (4/30)
Triples:	3	Washington (3/28)
Home Runs:	4	Washington State (4/7)
Total Bases:	38	Washington State (4/7)
Walks:	11	Tennessee (2/8)
Most Strikeouts:	11 - 2x	last UCLA (4/12)
Fewest Strikeouts:	0	Oregon State (1/31)
Sacrifice Bunts:	2	LMU (3/1)
Sacrifice Flies:	3	S. Utah (2/1)
Stolen Bases:	7	St. John's (3/9)
Left on Base:	12 - 2x	last California (4/20)
Hit into DP:	4	California (4/19)
Hit by Pitches:	4 - 4x	UNLV (3/8)

TEAM FIELDING

Most Putouts:	33	UCLA (4/12)
Most Assists:	19	UCLA (4/12)
Most Errors:	4 - 3x	last Notre Dame (4/26)
DPs Turned:	3 - 4x	NMSU (3/5)

TEAM PITCHING

Most Runs Allowed:	14	Washington (3/28)
Fewest Runs Allowed:	0 - 2x	UNLV (3/8)
Most Hits Allowed:	15	Florida State (2/15)
Fewest Hits Allowed:	3	S. Utah (2/1)
Most Strikeouts:	17	Washington (3/29)
Fewest Strikeouts:	3 - 2x	UCLA (4/13)
Most Walks:	8 - 4x	NMSU (3/5)
Fewest Walks:	0 - 3x	California (4/19)
Hit-by-Pitches:	5	Florida State (2/17)
Wild Pitchers:	4	Arizona (3/24)
Balks:	3	Arizona (3/24)
Home Runs Allowed:	2 - 5x	last Oklahoma (4/24)

MISCELLANEOUS

Consecutive Wins:	7 - 2x	3/1-present
Consecutive Losses:	4	2/15-2/22
Home Wins In a Row:	7 - 2x	3/1-3/10
Road Wins In a Row:	3	4/6-4/12
Longest Game:	3:42	Washington (3/28)
Shortest Game:	2:14	UNLV (3/8)
Most Innings:	11	UCLA (4/12)
Fewest Innings:	7.0	UNLV (3/8)
Most Pitchers Used:	6	Washington (3/28)
Largest Home Attendance:	3,251	Tennessee (2/9)
Largest Road Attendance:	4,467	Florida State (2/16)
Largest Overall Attendance:	4,467	Florida State (2/16)
Largest 3-Game Home Attendance:	8,441	Tennessee (2/8-10)

2002 Arizona State Player Superlatives

INDIVIDUAL BATTING

At-Bats:	6 - 5x	last Cadena/West (WSU; 4/7)
Runs:	5	Ethier (WSU; 4/7)
Hits:	4 - 4x	last Larish (UCLA; 4/12)
RBIs:	5 - 2x	last Ethier (WSU; 4/7)
Doubles:	2 - 3x	last Wyrick (Arizona; 3/23)
Triples:	1 - 17x	last Ethier (Cal; 4/19)
Home Runs:	2 - 2x	last Cadena (NMSU; 4/30)
Total Bases:	9 - 2x	last Cadena (NMSU; 4/30)
Walks:	3 - 4x	last Schutt (WASH; 3/30)
Strikeouts:	3 - 8x	last Castillo (WASH; 3/30)
Hit By Pitch:	3	Walsh (NMSU; 3/12)
Sacrifice Flies:	2	West (California; 4/20)
Sacrifice Bunts:	1 - 8x	last Walsh (WASH; 3/29)
Stolen Bases:	2 - 7x	last Garcia (WASH; 3/30)
Caught Stealing:	1 - 13x	last Sheaffer (UCLA; 4/12)
Runners LOB:	6	Pedroia (Cal; 4/19)

INDIVIDUAL FIELDING

Putouts:	15 - 2x	last West (UCLA; 4/12)
Putouts (non 1B/C):	7	Sheaffer (ARIZ; 3/22)
Assists:	7 - 2x	Pedroia (California; 4/21)
Errors:	3	Bocchi (WASH; 3/29)
Passed Balls:	2	Bocchi (FSU; 2/16)

INDIVIDUAL PITCHING

Innings Pitched:	9.0 - 3x	last Esposito (WASH; 3/29)
Runs Allowed:	8 - 2x	last Esposito (Cal; 4/19)
Walks:	8	McClellan (LMU; 3/2)
Strikeouts:	17	Sheaffer (WASH; 3/29)
Hits Allowed (S):	10 - 2x	last Esposito (WSU; 4/5)
Fewest Hits (S):	2	last Sanchez (NMSU; 3/5)
Wild Pitches:	3 - 3x	last Kartler (Arizona; 3/24)
Hit Batters:	4	Kartler (FSU; 2/17)
Balks:	3	Liebeck (UNLV; 4/1)

Team Hitting Breakdown

	Record	AVG	AB	R	H	2B	3B	HR	RBI
Home	20-7	.315	897	214	283	52	15	15	179
Road	7-9	.284	581	116	165	38	3	13	109
Jan/Feb	8-5	.308	432	83	133	26	8	7	73
March	12-5	.303	574	143	174	35	7	10	118
April	6-6	.280	432	89	121	23	3	8	82
May	1-0	.475	40	14	19	5	0	2	14
June	N/A								
Day	12-8	.323	703	153	227	48	8	15	141
Night	15-8	.284	775	177	220	41	10	13	146

Team Pitching Breakdown

	Record	ERA	IP	H	R	ER	BB	SO
Home	20-7	3.38	242.0	208	114	91	104	256
Road	7-9	6.08	137.2	154	109	93	78	112
Jan/Feb	8-5	3.47	114.0	96	54	44	55	106
March	12-5	4.45	149.2	138	88	74	76	169
April	6-6	5.47	107.0	123	79	65	45	78
May	1-0	1.00	9.0	5	2	1	5	15
June	N/A							
Day	12-8	4.66	174.0	179	111	90	88	140
Night	15-8	4.20	205.2	184	112	96	94	228



Sun Devil Baseball 2002

Games With At Least One Hit

Allen	28 of 42 games
Bocchi	5 of 12 games
Cadena	4 of 23 games
Castillo	9 of 17 games
Ethier	32 of 42 games
Garcia	15 of 24 games
Garrabrants	30 of 36 games
Gosewisch	5 of 17 games
Larish	13 of 20 games
Kinsler	12 of 20 games
McKenna	15 of 26 games
Pedroia	33 of 43 games
Schutt	11 of 24 games
Sheaffer	27 of 36 games
Walsh	11 of 32 games
West	30 of 42 games
Wyrick	12 of 23 games

Games With An RBI

Allen	22 of 42 games
Bocchi	1 of 12 games
Cadena	5 of 23 games
Castillo	6 of 17 games
Ethier	19 of 42 games
Garcia	7 of 23 games
Garrabrants	16 of 36 games
Gosewisch	2 of 16 games
Larish	6 of 20 games
Kinsler	7 of 20 games
McKenna	9 of 26 games
Pedroia	23 of 43 games
Schutt	3 of 24 games
Sheaffer	11 of 36 games
Walsh	7 of 32 games
West	25 of 42 games
Wyrick	8 of 23 games

Extra Base Hits

West	29
Ethier	19
Garrabrants	17
Pedroia	16
Allen	15
Sheaffer	7
Larish	5
Castillo	5
Wyrick	4
McKenna	4
Cadena	3
Walsh	2
Garcia	2
Schutt	2
Kinsler	2
Bocchi	1
Gosewisch	0

Home Run Breakdown

Total Home Runs	28
Solo Home Runs	15
2-Run Home Runs	5
3-Run Home Runs	8
Grand Slams	0
Back-to-Back	0
First Inning	2
Second Inning	1
Third Inning	4
Fourth Inning	3
Fifth Inning	3
Sixth Inning	6
Seventh Inning	5
Eighth Inning	3
Ninth Inning	1

Breaking Down the Bullpen:

Pitcher	G	2002 Season Bullpen Stats					1st Batters		Last Relief App.	IP	H	R	ER	BB	SO
		W-L-S	ERA	IP	H	R-ER	RI/S	Retired/Faced							
Arguello	6	0-0-0	0.79	11.1	10	1-1	6/2	4/6	4/30 vs NMSU	1.0	0	0	0	0	2
Jackson	12	3-0-0	6.75	18.1	18	17-14	4/2	3/12	4/30 vs. NMSU	1.0	2	1	1	0	1
Kartler	5	0-1-0	6.97	10.1	8	8-8	9/5	1/5	4/26 @ ND	0.0	0	1	1	0	0
Klusman	13	0-0-0	6.35	17.0	17	13-12	19/5	9/13	4/30 vs. NMSU	1.0	0	0	0	2	1
Liebeck	6	0-1-1	5.17	15.2	17	11-9	5/0	6/6	4/13 @ UCLA	3.2	6	5	4	1	2
McClellan	7	2-2-1	4.41	16.1	16	8-8	12/4	6/7	3/12 @ NMSU	2.1	2	2	2	0	6
Perrault	6	0-0-0	4.05	6.2	13	4-3	4/4	6/6	4/21 vs. Cal	1.2	3	1	1	0	1
Sanchez	1	0-0-0	0.00	2.0	2	0-0	0/0	1/1	2/15 @ FSU	2.0	2	0	0	1	1
Schroyer	14	3-0-4	0.79	22.2	10	3-2	5/2	9/14	4/24 @ OKLA	1.0	0	0	0	0	1
Sopko	19	2-1-1	5.27	27.1	25	18-16	26/6	14/19	4/26 @ ND	3.2	3	2	1	2	2
Smith	1	0-0-0	0.00	1.0	0	0-0	0/0	1/1	2/1 vs. SUU	1.0	0	0	0	0	1

RI = Runners Inherited S = Runners Scored **Schroyer has 32 K's in his 21.2 innings as a reliever**

Charting The Bullpen:

Opponent	Date	W-L-S	Pitchers	Inning Entered	IP	H	R-ER	BB	SO
OSU	1/31	--	Jackson/Sopko	6th	4.0	1	1-0	4	4
S. Utah	2/1	--	Perrault/Klusman/Smith	7th	2.1	0	0-0	1	1
Oral Roberts	2/2	W	McClellan	6th	4.0	2	0-0	2	6
S. Utah	2/3	--	Klusman/Liebeck/Sopko	6th	3.2	1	0-0	1	1
Tennessee	2/8	W	Jackson/McClellan	6th	3.1	3	0-0	1	7
Tennessee	2/10	S	Sopko/McClellan	7th	2.1	4	3-2	2	3
Florida State	2/15	--	Klusman/Sopko/Sanchez	4th	4.2	7	4-4	3	2
Florida State	2/16	--	Arguello/McClellan	4th	5.0	3	1-1	0	3
Florida State	2/17	L	Kartler/McClellan	1st	7.1	7	6-6	4	6
CS Fullerton	2/22	--	Klusman	7th	3.0	1	0-0	0	3
CS Fullerton	2/23	W	Jackson/Sopko	5th	5.0	4	3-2	2	5
CS Fullerton	2/24	L	McClellan/Klusman	6th	3.2	3	2-2	2	4
LMU	3/1	S	Liebeck	7th	3.0	3	1-1	0	2
LMU	3/3	--	Klusman/Sopko/Schroyer	7th	2.2	4	2-2	3	4
NMSU	3/5	W/S	Jackson/Klusman/Sopko	5th	5.0	2	2-2	6	5
SJU	3/9	--	Sopko/Schroyer	8th	2.0	1	0-0	0	3
OKST	3/10	W	Jackson/Schroyer	6th	4.0	1	0-0	0	6
NMSU	3/12	L	Klusman/McClellan/Sopko/Schroyer	3rd	6.2	8	7-7	5	13
OKLA	3/15	--	Jackson	7th	3.0	2	1-1	0	3
OKLA	3/16	S	Schroyer	9th	1.0	0	0-0	1	2
OKLA	3/17	--	Sopko/Schroyer	6th	3.1	3	4-4	3	4
Arizona	3/22	W/S	Klusman/Arguello/Sopko/Schroyer	4th	5.1	4	3-2	3	5
Arizona	3/23	S	Jackson/Schroyer	7th	3.0	4	2-2	2	3
Arizona	3/24	---	Perrault/Liebeck/Klusman	5th	4.0	3	2-2	2	6
Washington	3/28	L	Sopko/Kartler/Jackson/Klusman/Arguello	7th	3.0	7	10-10	5	3
Washington	3/30	---	Sopko/Jackson/Schroyer	4th	5.2	4	4-4	3	5
UNLV	4/1	L	Liebeck/Jackson/Perrault/Schroyer	4th	5.0	7	7-4	1	3
WSU	4/5	---	Sopko	7th	2.0	3	1-1	0	0
WSU	4/6	W	Perrault/Liebeck/Schroyer	4th	5.2	9	2-1	2	4
WSU	4/7	---	Arguello	8th	2.0	3	0-0	0	2
UCLA	4/12	W	Schroyer	8th	4.0	1	0-0	3	5
UCLA	4/13	---	Klusman/Liebeck	5th	3.2	8	5-4	1	2
UCLA	4/14	---	Sopko	9th	1.0	1	0-0	0	0
Cal	4/19	---	Kartler/Perrault	6th	3.0	3	1-1	0	6
Cal	4/20	W	Arguello/Sopko/Schroyer	4th	7.0	5	1-1	4	7
Cal	4/21	---	Perrault/Sopko/Jackson/Kartler	5th	5.0	8	4-4	2	3
OKLA	4/24	W/S	Sopko/Schroyer	6th	3.2	1	0-0	2	1
ND	4/26	---	Kartler/Sopko	5th	3.2	3	3-2	2	2
NMSU	4/30	---	Arguello/Jackson/Klusman	7th	3.0	2	1-1	2	4

Starters vs. The Bullpen

Starting Pitchers	4.32 ERA	W-L	IP	H	R	ER	BB	SO
		17-11	231.0	226	140	111	107	219
Relief Pitchers	4.42 ERA	W-L-S	IP	H	R	ER	BB	SO
		10-5-7	148.2	136	83	73	75	151



Sun Devil Baseball 2002

Sun Devil Pitchers -- Career Game-by-Game

Mike Esposito • RHP • #23

2002	Opp.	S/R	W/L	IP	H	R	ER	BB-SO
1/31	Oregon St.	S	W	5.0	6	4	4	3-3
2/9	Tennessee	S	W	9.0	7	1	1	0-3
2/16	@ FSU	S	L	3.0	5	4	4	3-1
2/22	CSF	S	L	6.0	5	3	2	0-4
3/1	LMU	S	W	6.0	5	1	0	3-6
3/9	SJU	S	W	7.0	6	1	0	1-9
3/15	OKLA	S	L	6.0	7	5	2	1-10
3/23	@ ARIZ	S	W	6.0	7	4	1	2-5
3/29	WASH	S	W	9.0	8	3	2	1-17
4/5	@ WSU	S	L	6.0	10	6	4	2-3
4/12	@ UCLA	S	---	7.0	5	3	3	1-5
4/19	Cal	S	L	6.0	9	8	8	0-5
4/30	NMSU	S	W	6.0	3	1	0	3-11
Season Totals:		13	7-5	82.0	83	44	31	20-82

2001	Opp.	S/R	W/L	IP	H	R	ER	BB-SO
2/3	S. Utah	R	---	1.0	3	2	2	1-1
2/10	Duke	R	---	2.0	0	0	0	0-2
2/17	Creighton	R	---	2.0	1	1	1	1-2
3/4	LSU	R	---	2.0	3	1	1	3-2
3/10	S. Florida	S	W	3.1	5	3	3	0-3
3/17	@ Cal	S	---	7.0	4	2	2	0-6
3/25	@ OSU	S	L	4.1	2	2	2	3-6
3/30	Stanford	S	L	6.0	8	5	5	3-6
4/8	@ USC	S	W	5.2	5	1	1	3-3
4/13	WSU	S	---	4.0	7	3	3	1-2
4/18	@ Okla.	S	---	5.0	3	2	1	2-6
4/27	Arizona	S	W	6.0	8	1	1	0-6
5/2	@ Tenn.	S	W	6.0	2	0	0	3-6
5/12	@ UW	S	---	4.1	5	5	4	3-2
5/18	UCLA	S	W	5.0	5	3	3	0-6
5/25	Texas Tech	S	---	5.0	5	2	2	1-4
Season Totals:		16	5-2	68.2	66	33	31	24-63

2000	Opp.	S/R	W/L	IP	H	R	ER	BB-SO
1/21	Utah	S	W	5.0	4	2	2	3-7
1/28	FAU	S	---	4.0	4	4	3	3-7
Season Totals:		2	1-0	9.0	8	4	5	6-14

J.J. Jackson • RHP • #13

2002	Opp.	S/R	W/L	IP	H	R	ER	BB-SO
1/31	Oregon St.	R	---	3.0	1	1	0	4-3
2/8	Tennessee	R	---	0.0	1	0	0	0-0
2/22	CSF	R	W	3.1	3	3	2	2-4
3/5	NMSU	R	W	3.0	0	0	0	2-4
3/10	OKST	R	W	3.0	1	0	0	0-3
3/15	OKLA	R	---	3.0	2	1	1	0-3
3/23	@ ARIZ	R	---	1.0	3	2	2	1-2
3/28	WASH	R	---	0.0	1	3	3	2-0
3/30	WASH	R	---	1.0	1	2	2	1-0
4/1	@ UNLV	R	---	0.0	1	2	1	0-0
4/21	Cal	R	---	0.0	2	2	2	1-0
4/30	NMSU	R	---	1.0	2	1	1	0-1
Season Totals:		12	3-0	18.1	18	17	14	13-20

2001	Opp.	S/R	W/L	IP	H	R	ER	BB-SO
2/16	Creighton	R	---	1.0	1	0	0	0-1
3/3	LSU	R	---	2.1	3	3	3	4-3
3/9	S. Florida	R	---	1.0	0	0	0	0-2
3/11	S. Florida	R	---	1.0	1	1	1	1-2
3/18	@ Cal	R	---	2.0	2	2	1	2-2
3/26	@ OSU	R	---	0.0	0	1	1	1-0
4/6	@ USC	R	---	0.1	2	1	1	0-0
4/9	@ CSUF	R	---	0.2	0	0	0	0-1
4/17	@ NMSU	R	---	1.0	1	3	2	1-2
Season Totals:		9	0-0	9.1	10	11	9	9-13

Bryce Kartler • LHP • #27

2002	Opp.	S/R	W/L	IP	H	R	ER	BB-SO
2/2	ORU	S	---	5.0	4	4	3	2-6
2/10	TENN	S	W	6.2	2	1	0	6-9
2/17	@ FSU	R	---	6.1	3	3	3	3-6
2/24	CSF	S	---	5.1	5	5	3	2-3
3/3	LMU	S	W	6.1	4	3	2	4-5
3/10	OKST	S	---	5.0	4	2	2	3-6
3/17	OKLA	S	L	5.2	10	3	3	3-6
3/24	@ ARIZ	S	L	4.0	7	8	7	5-5
3/28	WASH	R	L	0.0	1	2	2	0-0
4/6	@ WSU	R	---	3.1	3	5	4	3-2
4/13	@ UCLA	S	L	4.1	3	5	4	2-1
4/19	Cal	R	---	1.0	1	1	1	0-3
4/21	Cal	R	---	3.0	3	1	1	1-1
4/26	@ ND	R	---	0.0	0	1	1	0-0
Season Totals:		13	2-4	57.0	50	44	36	34-53

2001	Opp.	S/R	W/L	IP	H	R	ER	BB-SO
2/1	S. Utah	R	---	0.1	0	0	0	0-1
2/3	S. Utah	R	---	0.1	0	0	0	0-0
2/10	Duke	R	---	0.1	2	1	1	1-0
2/17	Creighton	R	---	0.2	0	0	0	0-0
2/23	@ CSF	R	S	1.0	0	0	0	0-2
3/2	LSU	R	---	1.2	3	2	0	1-3
3/4	LSU	R	---	3.0	4	2	2	0-2
3/10	S. Florida	R	---	3.1	2	0	0	2-4
3/16	@ Cal	R	S	3.0	0	0	0	1-3
3/26	@ OSU	R	---	3.0	5	4	3	2-3
4/1	Stanford	R	---	1.0	4	3	3	0-1
4/7	@ USC	R	---	0.1	0	1	1	1-0
4/9	@ CSF	R	---	2.1	4	4	4	2-1
4/14	WSU	R	---	1.0	2	1	1	1-0
4/19	@ ORU	R	---	2.2	2	2	2	0-1
4/23	Gonzaga	R	S	0.1	1	0	0	0-1
4/29	@ Tenn	S	---	3.0	3	2	2	1-1
5/16	@ Nevada	S	---	3.1	4	2	2	2-3
5/19	UCLA	R	---	0.2	0	0	0	2-1
5/20	UCLA	R	S	2.0	4	3	3	2-4
5/26	Texas Tech	R	---	4.1	6	4	1	1-8
Season Totals:		22	0-0-4	39.0	47	31	25	21-41

2000	Opp.	S/R	W/L	IP	H	R	ER	BB-SO
3/4	Arizona	R	---	2.0	1	0	0	0-4
3/16	Maine	R	---	1.0	0	0	0	1-2
3/17	Maine	R	---	1.1	3	1	1	1-0
3/26	@ Cal	R	---	1.0	2	0	0	1-0
4/8	Oregon St.	R	---	0.2	1	1	0	0-1
4/21	UCLA	R	---	3.2	2	1	1	2-2
4/25	@ Okla.	R	---	1.1	2	2	2	5-0
4/29	@ USC	R	L	1.1	4	4	4	2-1
5/12	UW	R	S	4.0	7	5	4	2-9
Season Totals:		9	0-1-1	16.1	22	14	12	14-19

Aaron Klusman • RHP • #59

2002	Opp.	S/R	W/L	IP	H	R	ER	BB-SO
2/1	S. Utah	R	---	1.0	0	0	0	1-0
2/3	S. Utah	R	---	1.2	0	0	0	1-0
2/15	@ FSU	R	---	1.0	4	3	3	1-0
2/22	CSF	R	---	3.0	1	0	0	0-3
2/24	CSF	R	---	1.0	0	0	0	1-2
3/3	LMU	R	---	1.0	2	1	1	2-1
3/5	NMSU	R	---	0.0	0	0	0	3-0
3/12	@ NMSU	R	---	3.2	5	4	4	2-5
3/22	@ ARIZ	R	---	1.1	2	3	2	2-1
3/24	@ ARIZ	R	---	0.2	0	0	0	0-2
3/28	WASH	R	---	1.2	1	1	1	1-2
4/13	@ UCLA	R	---	0.0	2	0	0	0-0
4/30	NMSU	R	---	1.0	0	0	0	2-1
Season Totals:		13	0-0	17.0	17	13	12	15-17

2001	Opp.	S/R	W/L	IP	H	R	ER	BB-SO
2/1	S. Utah	R	---	2.0	0	0	0	1-4
2/3	S. Utah	R	---	1.0	0	0	0	0-3
2/11	Duke	R	---	1.0	0	0	0	0-0
2/13	NMSU	R	---	1.0	0	0	0	1-2
2/18	Creighton	R	---	1.0	1	1	0	1-2
2/23	@ CSF	R	---	0.0	0	0	0	1-0
3/2	LSU	R	---	0.1	1	0	0	0-1
3/9	S. Florida	R	---	0.1	2	0	0	1-1
3/10	S. Florida	R	---	0.1	0	0	0	0-1
3/18	@ Cal	R	---	1.1	1	3	3	2-1
3/25	@ OSU	R	---	1.0	1	0	0	1-1
4/7	@ USC	R	---	0.2	0	0	0	0-1
4/9	@ CSF	R	---	2.1	0	1	1	3-5
4/14	WSU	R	W	6.0	5	1	1	1-10
4/18	@ Okla.	R	---	1.0	3	1	1	1-1
4/19	@ ORU	R	---	3.2	1	0	0	1-4
4/23	Gonzaga	R	---	1.2	2	2	2	1-4
4/27	Arizona	R	S	3.0	6	3	3	0-3
5/12	@ UW	R	---	3.0	0	0	0	1-1
5/13	@ UW	R	S	0.0	0	0	0	1-0
5/16	@ Nevada	R	---	0.1	1	0	0	0-1
5/19	@ UCLA	R	---	1.0	0	0	0	0-1
5/20	@ UCLA	R	---	0.0	2	2	2	0-0
5/26	@ TTU	R	---	0.1	1	0	0	0-0
Season Totals:		25	1-0	35.1	29	15	13	19-49

Jered Liebeck • RHP • #47

2002	Opp.	S/R	W/L	IP	H	R	ER	BB-SO
2/3	S. Utah	R	---	1.1	1	0	0	0-1
3/1	LMU	R	S	3.0	3	1	1	0-2
3/12	@ NMSU	S	---	2.0	2	1	1	0-2
3/24	@ ARIZ	R	---	2.1	1	1	1	2-4
4/1	@ UNLV	R	L	3.0	3	3	3	0-2

4/6	@ WSU	R	---	2.1	3	1	0	0-1
4/13	@ UCLA	R	---	3.2	6	5	4	1-2
4/20	Cal	S	---	3.0	8	2	2	0-2
4/24	@ OKLA	S	---	5.1	5	5	5	4-6
Season Totals:		9	0-1-1	26.0	32	19	17	7-22

2001	Opp.	S/R	W/L	IP	H	R	ER	BB-SO
2/4	S. Utah	R	---	2.0	2	0	0	0-1
2/11	Duke	S	---	3.1	5	1	1	1-4
2/17	Creighton	S	W	5.1	4	1	1	2-5
3/3	LSU	R	---	0.0	2	2	2	0-0
3/30	Stanford	R	---	0.2	0	0	0	0-0
4/9	@ CSF	S	L	1.0	4	2	2	0-0
4/17	@ NMSU	R	---	2.0	3	2	1	1-0
Season Totals:		7	0-1	14.1	20	8	7	4-10

Sun Devil Baseball 2002

Sun Devil Pitchers -- Career Game-by-Game/Home Runs

Ryan Schroyer • RHP • #12

2002	Opp.	S/R	W/L	IP	H	R	ER	BB-SO
2/1	S. Utah	S	W	6.2	3	0	0	3-11
2/8	Tennessee	S	---	5.2	7	4	3	3-8
2/15	@ FSU	S	L	3.1	8	5	5	5-3
2/22	CSF	S	---	4.0	3	1	1	4-3
3/3	LMU	R	---	1.0	2	1	1	1-3
3/9	SJU	R	---	1.0	0	0	0	0-2
3/10	OKST	R	---	1.0	0	0	0	0-3
3/12	NMSU	R	---	0.2	0	0	0	2-2
3/16	OKLA	R	S	1.0	0	0	0	1-2
3/17	OKLA	R	---	1.1	0	0	0	0-1
3/22	@ ARIZ	R	S	1.0	0	0	0	0-3
3/23	@ ARIZ	R	S	2.0	1	0	0	1-1
3/30	WASH	R	---	2.0	1	0	0	1-4
4/1	@ UNLV	R	---	0.2	0	1	0	1-0
4/6	@ WSU	R	W	3.0	3	0	0	0-3
4/12	@ UCLA	R	W	4.0	1	0	0	3-5
4/20	Cal	R	W	3.0	2	1	1	2-3
4/24	@ OKLA	R	S	1.0	0	0	0	0-1
Season Totals:		18	4-1-4	42.1	31	13	11	27-58

2001	Opp.	S/R	W/L	IP	H	R	ER	BB-SO
2/3	S. Utah	S	W	4.2	5	0	0	0-9
2/10	Duke	S	W	5.0	1	0	0	4-5
2/17	St. Mary's	S	L	3.1	4	4	4	1-4
3/3	LSU	R	---	0.2	1	2	2	1-0
3/10	S. Florida	R	---	1.0	0	0	0	0-2
3/11	S. Florida	R	---	1.0	0	0	0	1-0
3/18	@ Cal	R	---	0.2	2	3	3	2-1
3/26	@ OSU	R	---	0.1	2	2	2	0-1
4/1	Stanford	S	---	3.1	2	1	1	3-3
4/6	@ USC	S	L	2.1	6	6	6	2-1
4/14	WSU	S	---	2.0	1	2	2	2-3
4/19	@ ORU	S	---	3.0	2	0	0	5-0
5/26	@ Fullerton	R	---	1.0	2	3	3	1-0
Season Totals:		13	2-2	28.1	28	23	23	22-29

Mark Sopko • RHP • #41

2002	Opp.	S/R	W/L	IP	H	R	ER	BB-SO
1/31	OSU	R	---	1.0	0	0	0	0-1
2/3	S. Utah	R	---	0.2	0	0	0	0-0
2/10	TENN	R	---	1.1	3	3	2	1-1
2/15	@ FSU	R	---	1.2	1	1	1	1-1
2/22	CSF	R	---	1.2	1	0	0	0-1
3/3	LMU	R	---	0.2	0	0	0	0-0
3/5	NMSU	R	S	2.0	2	1	1	1-1
3/9	SJU	R	---	1.0	1	0	0	0-1
3/12	NMSU	R	L	0.0	1	1	1	1-0
3/17	OKLA	R	---	2.0	3	4	4	3-3
3/22	@ ARIZ	R	W	2.0	1	0	0	1-1
3/28	WASH	R	---	0.0	2	3	3	1-0
3/30	WASH	R	---	2.2	2	2	2	1-1
4/5	@ WSU	R	---	2.0	3	1	1	0-0
4/14	@ UCLA	R	---	1.0	1	0	0	0-0
4/20	Cal	R	---	1.0	0	0	0	1-2
4/21	Cal	R	---	0.1	0	0	0	0-1
4/24	@ OKLA	R	W	2.2	1	0	0	2-0
4/26	@ ND	R	---	3.2	3	2	1	2-2
Season Totals:		19	2-1-1	27.1	25	18	16	15-16

Josh Smith • RHP • #42

2002	Opp.	S/R	W/L	IP	H	R	ER	BB-SO
2/1	S. Utah	R	---	1.0	0	0	0	0-1
Season Totals:		1	0-0	1.0	0	0	0	0-1

Home Runs By ASU (28)

Player	Date	Opp.	Pitcher	Runners
West	2/1	S. Utah	Stoker	Solo HR
Allen	2/2	ORU	Sanderson	Solo HR
Garrabrants	2/9	TENN	Hicklen	Solo HR
Garrabrants	2/16	FSU	Varnes	Solo HR
Allen	2/17	FSU	Read	Solo HR
West	2/22	CSF	Cordero	Solo HR
West	2/24	CSF	DeJong	Solo HR
Allen	3/2	LMU	Huddy	3-Run HR
West	3/3	LMU	Lovato	3-Run HR
West	3/8	UNLV	Watts	3-Run HR
Pedroia	3/8	UNLV	Berman	2-Run HR
Ethier	3/9	SJU	Bilezikjian	3-Run HR
Allen	3/12	NMSU	Hale	2-Run HR
West	3/15	OKLA	Cherry	Solo HR
Ethier	3/23	ARIZ	Little	2-Run HR
Allen	3/24	ARIZ	Kaiser	Solo HR
West	3/28	WASH	White	3-Run HR
West	3/30	WASH	Kohn	Solo HR
McKenna	4/1	UNLV	Weinberg	Solo HR
West	4/5	WSU	Bonine	Solo HR
West	4/6	WSU	Hundt	Solo HR
West	4/7	WSU	Svendsen	2-Run HR
Ethier	4/7	WSU	Alwert	2-Run HR
Cadena	4/7	WSU	Kenyon	3-Run HR
Ethier	4/7	WSU	Freeman	3-Run HR
Larish	4/12	UCLA	Cordeiro	2-Run HR
Cadena	4/30	NMSU	Lawrence	Solo HR
Cadena	4/30	NMSU	Brown	3-Run HR

Home Runs By Opponents (24)

Player	Date	Team	Pitcher	Runners
Barden	1/31	Oregon St.	Esposito	Solo HR
Moffett	2/8	Tennessee	Schroyer	Solo HR
Rogers	2/17	Florida St.	Kartler	2-Run HR
Burgos	2/24	CSF	McClellan	Solo HR
Veloz	3/5	NMSU	Sanchez	Solo HR
Jakubauskas	3/15	OKLA	Esposito	3-Run HR
Wyman	3/16	OKLA	McClellan	Solo HR
Fransz	3/17	OKLA	Sopko	2-Run HR
Cunningham	3/23	ARIZ	Esposito	Solo HR
Garthwaite	3/28	WASH	McClellan	2-Run HR
Wagner	3/30	WASH	Sopko	2-Run HR
Garthwaite	3/30	WASH	Jackson	2-Run HR
Ruiz	4/1	UNLV	Liebeck	Solo HR
Johnson	4/1	UNLV	Jackson	Solo HR
LaRue	4/7	WSU	McClellan	Solo HR
Arhart	4/13	UCLA	Liebeck	Solo HR
Whisler	4/14	UCLA	McClellan	Solo HR
Nicholson	4/19	Cal	Esposito	2-Run HR
Jackson	4/19	Cal	Kartler	3-Run HR
Nicholson	4/20	Cal	Liebeck	Solo HR
Jackson	4/20	Cal	Liebeck	Solo HR
Jackson	4/21	Cal	McClellan	3-Run HR
Jones	4/24	OKLA	Liebeck	3-Run HR
Kitch	4/24	OKLA	Liebeck	Solo HR

How the Sun Devils Have Scored:

0-Out Runs	1-Out Runs	2-Out Runs	Total Runs
65	100	165	330



Sun Devil Baseball 2002

Starting Lineups By Batting Order

Date	Opponent	No. (Time)	Record	1	2	3	4	5	6	7	8	9
1/31	Oregon St.	1 (1)	1-0	Garrabrants	Pedroia	Allen	West	Ethier	Wyrick	Kinsler	Gosewisch	Sheaffer
2/1	S. Utah	1 (2)	2-0	Garrabrants	Pedroia	Allen	West	Ethier	Wyrick	Kinsler	Gosewisch	Sheaffer
2/2	Oral Roberts	1 (3)	3-0	Garrabrants	Pedroia	Allen	West	Ethier	Wyrick	Kinsler	Gosewisch	Sheaffer
2/3	S. Utah	1 (4)	4-0	Garrabrants	Pedroia	Allen	West	Ethier	Wyrick	Kinsler	Gosewisch	Sheaffer
2/8	Tennessee	1 (5)	5-0	Garrabrants	Pedroia	Allen	West	Ethier	Wyrick	Kinsler	Gosewisch	Sheaffer
2/9	Tennessee	1 (6)	6-0	Garrabrants	Pedroia	Allen	West	Ethier	Wyrick	Kinsler	Gosewisch	Sheaffer
2/10	Tennessee	2 (1)	1-0	Schutt	Walsh	Garrabrants	Ethier	Allen	McKenna	Pedroia	Bocchi	Garcia
2/15	Fla. State	1 (7)	6-1	Garrabrants	Pedroia	Allen	West	Ethier	Wyrick	Kinsler	Gosewisch	Sheaffer
2/16	Fla. State	3 (1)	0-1	Garrabrants	McKenna	Allen	West	Ethier	Pedroia	Wyrick	Bocchi	Kinsler
2/17	Fla. State	4 (1)	0-1	Garrabrants	Walsh	Allen	West	Ethier	Pedroia	Sheaffer	Castillo	Kinsler
2/22	CS Fullerton	5 (1)	0-1	Garrabrants	Schutt	West	Ethier	Allen	Wyrick	Pedroia	Sheaffer	Kinsler
2/23	CS Fullerton	6 (1)	1-0	Garrabrants	Schutt	Allen	Ethier	West	Wyrick	Pedroia	Sheaffer	Kinsler
2/24	CS Fullerton	7 (1)	0-1	Garrabrants	Schutt	Allen	West	Ethier	Wyrick	Pedroia	Sheaffer	Kinsler
3/1	LMU	7 (2)	1-1	Garrabrants	Schutt	Allen	West	Ethier	Wyrick	Pedroia	Sheaffer	Kinsler
3/2	LMU	8 (1)	1-0	Garrabrants	Walsh	Allen	West	Ethier	Pedroia	Wyrick	Sheaffer	Kinsler
3/3	LMU	9 (1)	1-0	Garrabrants	Walsh	Allen	West	Ethier	Pedroia	Sheaffer	Wyrick	Garcia
3/5	NMSU	9 (2)	2-0	Garrabrants	Walsh	Allen	West	Ethier	Pedroia	Sheaffer	Wyrick	Garcia
3/8	UNLV	10 (1)	1-0	Garrabrants	Walsh	Allen	West	Ethier	Pedroia	Sheaffer	Gosewisch	Garcia
3/9	SIU	11 (1)	1-0	Garrabrants	Walsh	Allen	West	Ethier	Pedroia	Schutt	Wyrick	Garcia
3/10	OKST	12 (1)	1-0	Pedroia	Walsh	Allen	West	Ethier	Wyrick	Sheaffer	Garcia	Kinsler
3/12	NMSU	13 (1)	0-1	Pedroia	Walsh	Allen	West	Ethier	McKenna	Schutt	Garcia	Castillo
3/15	OKLA	14 (1)	0-1	Sheaffer	Walsh	Allen	West	Ethier	Pedroia	Wyrick	Garcia	Kinsler
3/16	OKLA	15 (1)	1-0	Pedroia	Ethier	Allen	West	McKenna	Larish	Sheaffer	Garcia	Gosewisch
3/17	OKLA	16 (1)	0-1	Pedroia	Schutt	Ethier	West	Allen	McKenna	Larish	Bocchi	Garcia
3/22	Arizona	17 (1)	1-0	Garrabrants	Pedroia	Allen	West	Ethier	Larish	Sheaffer	Garcia	Gosewisch
3/23	Arizona	18 (1)	1-0	Garrabrants	Pedroia	Allen	West	Ethier	Wyrick	Sheaffer	Bocchi	Garcia
3/24	Arizona	19 (1)	0-1	Allen	Pedroia	Ethier	West	Larish	McKenna	Sheaffer	Bocchi	Garcia
3/28	Washington	20 (1)	0-1	Garrabrants	Larish	Allen	West	Ethier	Pedroia	Sheaffer	Wyrick	Gosewisch
3/29	Washington	21 (1)	1-0	Garrabrants	Pedroia	Allen	West	Ethier	Wyrick	Sheaffer	Cadena	Bocchi
3/30	Washington	22 (1)	1-0	Schutt	Pedroia	Larish	West	Ethier	Wyrick	Sheaffer	Garcia	Castillo
4/1	UNLV	23 (1)	0-1	Garrabrants	Pedroia	Larish	West	Ethier	Allen	Sheaffer	Wyrick	Castillo
4/5	WSU	24 (1)	0-1	Garrabrants	Pedroia	Allen	West	Ethier	Wyrick	Sheaffer	Larish	Castillo
4/6	WSU	25 (1)	1-0	Garrabrants	Walsh	Larish	West	Ethier	McKenna	Pedroia	Schutt	Castillo
4/7	WSU	26 (1)	1-0	Garrabrants	Larish	Ethier	West	Cadena	McKenna	Sheaffer	Pedroia	Castillo
4/12	UCLA	27 (1)	1-0	Garrabrants	Larish	Ethier	West	McKenna	Pedroia	Allen	Sheaffer	Castillo
4/13	UCLA	28 (1)	0-1	Garrabrants	Larish	West	Ethier	Allen	Pedroia	Cadena	Garcia	Castillo
4/14	UCLA	29 (1)	1-0	Garrabrants	Walsh	Ethier	West	Larish	Pedroia	McKenna	Sheaffer	Castillo
4/19	Cal	29 (2)	1-1	Garrabrants	Walsh	Ethier	West	Larish	Pedroia	McKenna	Sheaffer	Castillo
4/20	Cal	30 (1)	1-0	Garrabrants	Pedroia	Garrabrants	Ethier	West	Larish	Allen	McKenna	Castillo
4/21	Cal	31 (1)	0-1	Schutt	Pedroia	Garrabrants	Ethier	West	Larish	Allen	Garcia	Gosewisch
4/24	OKLA	32 (1)	1-0	Schutt	Garrabrants	Ethier	West	McKenna	Pedroia	Larish	Allen	Bocchi
4/26	ND	33 (1)	0-1	Schutt	Garrabrants	Ethier	West	McKenna	Pedroia	Larish	Allen	Castillo
4/27	NMSU	34 (1)	1-0	Garrabrants	Garcia	Pedroia	West	Larish	Allen	McKenna	Cadena	Castillo

2002 Pinch Hitting Breakdown

Player	AB	AVG.	H	2B	3B	HR	RBI
Kinsler	1	1.000	1	0	0	0	1
Allen	3	.667	2	2	0	0	4
Garcia	2	.500	1	0	0	0	0
McKenna	9	.556	5	2	0	1	3
Schutt	9	.333	3	0	1	0	0
Bocchi	3	.333	1	0	0	0	0
Walsh	19	.316	6	1	0	0	3
Cadena	17	.059	1	0	0	0	2
Sheaffer	1	.000	0	0	0	0	0
Schoenberger	3	.000	0	0	0	0	0
Kartler	2	.000	0	0	0	0	0
Larish	1	.000	0	0	0	0	0
Team Totals:	70	.286	20	5	1	1	13



Sun Devil Baseball 2002

Starting Lineups By Position

Date	Opponent	No. (Time)	Record	1B	2B	SS	3B	LF	CF	RF	C	DH
1/31	Oregon St.	1 (1)	1-0	West	Pedroia	Kinsler	Wyrick	Allen	Sheaffer	Ethier	Gosewisch	Garrabrants
2/1	S. Utah	1 (2)	2-0	West	Pedroia	Kinsler	Wyrick	Allen	Sheaffer	Ethier	Gosewisch	Garrabrants
2/2	Oral Roberts	1 (3)	3-0	West	Pedroia	Kinsler	Wyrick	Allen	Sheaffer	Ethier	Gosewisch	Garrabrants
2/3	S. Utah	1 (4)	4-0	West	Pedroia	Kinsler	Wyrick	Allen	Sheaffer	Ethier	Gosewisch	Garrabrants
2/8	Tennessee	1 (5)	5-0	West	Pedroia	Kinsler	Wyrick	Allen	Sheaffer	Ethier	Gosewisch	Garrabrants
2/9	Tennessee	1 (6)	6-0	West	Pedroia	Kinsler	Wyrick	Allen	Sheaffer	Ethier	Gosewisch	Garrabrants
2/10	Tennessee	2 (1)	1-0	Ethier	Garrabrants	Garcia	Pedroia	Allen	Schutt	McKenna	Bocchi	Walsh
2/15	Fla. State	1 (7)	6-1	West	Pedroia	Kinsler	Wyrick	Allen	Sheaffer	Ethier	Gosewisch	Garrabrants
2/16	Fla. State	3 (1)	0-1	West	Pedroia	Kinsler	Wyrick	Allen	McKenna	Ethier	Bocchi	Garrabrants
2/17	Fla. State	4 (1)	0-1	West	Garrabrants	Kinsler	Pedroia	Allen	Sheaffer	Ethier	Castillo	Walsh
2/22	CS Fullerton	5 (1)	0-1	West	Garrabrants	Kinsler	Pedroia	Allen	Sheaffer	Ethier	Wyrick	Schutt
2/23	CS Fullerton	5 (2)	1-1	West	Garrabrants	Kinsler	Pedroia	Allen	Sheaffer	Ethier	Wyrick	Schutt
2/24	CS Fullerton	5 (3)	1-2	West	Garrabrants	Kinsler	Pedroia	Allen	Sheaffer	Ethier	Wyrick	Schutt
3/1	LMU	5 (4)	2-2	West	Garrabrants	Kinsler	Pedroia	Allen	Sheaffer	Ethier	Wyrick	Schutt
3/2	LMU	6 (1)	1-0	West	Garrabrants	Kinsler	Pedroia	Allen	Sheaffer	Ethier	Wyrick	Walsh
3/3	LMU	7 (1)	1-0	West	Garrabrants	Garcia	Pedroia	Allen	Sheaffer	Ethier	Wyrick	Walsh
3/5	NMSU	7 (2)	2-0	West	Garrabrants	Garcia	Pedroia	Allen	Sheaffer	Ethier	Wyrick	Walsh
3/8	UNLV	8 (1)	1-0	West	Garrabrants	Garcia	Pedroia	Allen	Sheaffer	Ethier	Gosewisch	Walsh
3/9	SJU	9 (1)	1-0	West	Garrabrants	Garcia	Pedroia	Allen	Schutt	Ethier	Wyrick	Walsh
3/10	OKST	10 (1)	1-0	West	Garcia	Kinsler	Pedroia	Allen	Sheaffer	Ethier	Wyrick	Walsh
3/12	NMSU	11 (1)	0-1	West	Walsh	Garcia	Pedroia	Allen	Schutt	Ethier	Castillo	McKenna
3/15	OKLA	10 (2)	1-1	West	Garcia	Kinsler	Pedroia	Allen	Sheaffer	Ethier	Wyrick	Walsh
3/16	OKLA	12 (1)	1-0	West	Garcia	Pedroia	Larish	Allen	Sheaffer	Ethier	Gosewisch	McKenna
3/17	OKLA	13 (1)	0-1	West	Garcia	Pedroia	Larish	Allen	Sheaffer	Ethier	Bocchi	McKenna
3/22	Arizona	14 (1)	1-0	West	Garcia	Pedroia	Larish	Allen	Sheaffer	Ethier	Gosewisch	Garrabrants
3/23	Arizona	15 (1)	1-0	West	Garcia	Pedroia	Wyrick	Allen	Sheaffer	Ethier	Bocchi	Garrabrants
3/24	Arizona	13 (2)	0-2	West	Garcia	Pedroia	Larish	Allen	Sheaffer	Ethier	Bocchi	McKenna
3/28	Washington	14 (1)	0-1	West	Garrabrants	Pedroia	Wyrick	Allen	Sheaffer	Ethier	Gosewisch	Larish
3/29	Washington	15 (1)	1-0	West	Garrabrants	Pedroia	Wyrick	Allen	Sheaffer	Ethier	Bocchi	Cadena
3/30	Washington	16 (1)	1-0	West	Garcia	Pedroia	Wyrick	Schutt	Sheaffer	Ethier	Castillo	Larish
4/1	UNLV	17 (1)	0-1	West	Garrabrants	Pedroia	Wyrick	Allen	Sheaffer	Ethier	Castillo	Larish
4/5	WSU	17 (2)	0-2	West	Garrabrants	Pedroia	Wyrick	Allen	Sheaffer	Ethier	Castillo	Larish
4/6	WSU	18 (1)	1-0	West	Garrabrants	Pedroia	Larish	McKenna	Schutt	Ethier	Castillo	Walsh
4/7	WSU	19 (1)	1-0	West	Garrabrants	Pedroia	Larish	McKenna	Sheaffer	Ethier	Castillo	Cadena
4/12	UCLA	20 (1)	1-0	West	Garrabrants	Pedroia	Larish	Allen	Sheaffer	Ethier	Castillo	McKenna
4/13	UCLA	21 (1)	0-1	West	Garcia	Pedroia	Larish	Allen	Ethier	Cadena	Castillo	Garrabrants
4/14	UCLA	22 (1)	1-0	West	Garrabrants	Pedroia	Larish	McKenna	Sheaffer	Ethier	Castillo	Walsh
4/19	Cal	22 (2)	1-1	West	Garrabrants	Pedroia	Larish	McKenna	Sheaffer	Ethier	Castillo	Walsh
4/20	Cal	23 (1)	1-0	West	Garrabrants	Pedroia	Larish	Allen	Schutt	Ethier	Castillo	McKenna
4/21	Cal	24 (1)	0-1	West	Garcia	Pedroia	Larish	Allen	Schutt	Ethier	Gosewisch	Garrabrants
4/24	OKLA	25 (1)	1-0	West	Garrabrants	Pedroia	Larish	Allen	Schutt	Ethier	Bocchi	McKenna
4/26	ND	23 (2)	1-1	West	Garrabrants	Pedroia	Larish	Allen	Schutt	Ethier	Castillo	McKenna
4/30	NMSU	26 (1)	1-0	West	Garcia	Pedroia	Larish	Allen	McKenna	Cadena	Castillo	Garrabrants

Series Pitching Breakdown:

	W-L	ERA	IP	H	R	ER	BB	SO
Tourney 1	4-0	2.00	36.0	22	11	8	17	36
Tennessee	3-0	2.00	27.0	23	9	6	12	30
FSU	0-3	7.50	24.0	30	20	20	16	18
CSF	1-2	3.33	27.0	21	14	10	10	22
LMU	3-0	2.00	27.0	19	9	6	18	23
Tourney-2	3-0	0.72	25.0	16	3	2	4	34
Oklahoma	1-2	4.67	27.0	29	17	14	11	33
Arizona	2-1	6.23	26.0	29	23	18	19	25
Washington	2-1	7.33	27.0	31	23	22	11	29
WSU	2-1	4.85	26.0	37	18	14	10	19
UCLA	2-1	4.18	28.0	22	15	13	13	17
Cal	1-2	5.79	28.0	38	21	18	8	26

Series Batting Breakdown:

	AVG	AB	R	H	RBI	2B-3B-HR	BB-SO
Tourney 1	.353	133	36	47	30	9-3-2	24-13
Tennessee	.301	93	20	28	20	4-3-2	20-13
FSU	.306	108	11	33	11	7-1-2	4-21
CSF	.255	98	16	25	12	6-1-2	9-12
LMU	.363	102	32	37	28	6-1-2	20-17
Tourney-2	.287	87	28	25	26	6-0-3	18-14
Oklahoma	.257	101	14	26	13	5-3-1	5-24
Arizona	.274	106	20	29	18	8-0-2	13-13
Washington	.373	110	32	41	28	6-3-2	22-20
WSU	.330	115	39	38	37	9-0-6	23-15
UCLA	.296	115	21	34	20	4-1-1	14-17
Cal	.265	102	12	27	9	4-1-0	16-22



Sun Devil Baseball 2002

Game-by-Game Capsules:

GAME 1

SUN DEVILS 13, Oregon State 5

Jan. 31, 2002 at Hohokam Stadium

	<u>1</u>	<u>2</u>	<u>3</u>	<u>4</u>	<u>5</u>	<u>6</u>	<u>7</u>	<u>8</u>	<u>9</u>		<u>R</u>	<u>H</u>	<u>E</u>
OSU	1	0	2	0	1	0	1	0	0	-	5	7	3
ASU	2	5	6	0	0	0	0	0	x	-	13	18	3

W: Esposito (1-0); L: Garcia (0-1); S: None
HR: Barden (1)

Time: 3:27 Attendance: 1,859 Record: 1-0

HIGHLIGHTS: Sophomore Andre Ethier was 3-for-4 with four RBI and two runs scored in his ASU debut to help life the No. 18 Sun Devils to a 13-5 pounding of Oregon State. Jeremy West was 2-for-4 with four RBI and two doubles and Steve Garrabrants was 3-for-3 with three runs scored and a triple. Mike Esposito picked up the win scattering six hits in five innings. The Devils pounded out 18 hits in the win and did not strikeout at the plate.

GAME 2

SUN DEVILS 12, Southern Utah 0

Feb. 1, 2002 at Hohokam Stadium

	<u>1</u>	<u>2</u>	<u>3</u>	<u>4</u>	<u>5</u>	<u>6</u>	<u>7</u>	<u>8</u>	<u>9</u>		<u>R</u>	<u>H</u>	<u>E</u>
SUU	0	0	0	0	0	0	0	0	0	-	0	3	4
ASU	0	1	0	1	4	6	0	0	x	-	12	12	0

W: Schroyer (1-0); L: Stoker (0-1); S: None
HR: West (1)

Time: 2:42 Attendance: 1,846 Record: 2-0

HIGHLIGHTS: Sophomore starting pitcher Ryan Schroyer struck out a career-high 11 batters and allowed only three hits in 6.2 innings to lead ASU to a 12-0 win over Southern Utah. It was ASU's first shutout since Feb. 10, 2001. At the plate Jeremy West was 3-for-3 with a double and a solo home run and added four RBI. Dustin Pedroia and Ian Kinsler added multi-hit games for the Devils.

GAME 3

SUN DEVILS 5, Oral Roberts 4

Feb. 2, 2002 at Hohokam Stadium

	<u>1</u>	<u>2</u>	<u>3</u>	<u>4</u>	<u>5</u>	<u>6</u>	<u>7</u>	<u>8</u>	<u>9</u>		<u>R</u>	<u>H</u>	<u>E</u>
ORU	0	0	0	0	2	2	0	0	0	-	4	6	2
ASU	1	0	1	2	0	0	0	1	x	-	5	9	1

W: McClellan (1-0); L: Sanderson (0-1); S: None
HR: Allen (1)

Time: 2:50 Attendance: 2,049 Record: 3-0

HIGHLIGHTS: Rod Allen hit a 410-foot home run over the left-center field wall in the 8th inning to break a 4-4 tie and give ASU a 5-4 win over Oral Roberts. Starter Bryce Kartler scattered four hits in five innings, before giving way to Robbie McClellan who was phenomenal in his ASU debut. McClellan struck out six and allowed only two hits in 4.0 innings to pick up the win. Freshman Dustin Pedroia was 2-for-4 with an RBI and senior center fielder Jon Sheaffer was 2-for-3 with a double and an RBI.

GAME 4

SUN DEVILS 6, Southern Utah 4

Feb. 3, 2002 at Hohokam Stadium

	<u>1</u>	<u>2</u>	<u>3</u>	<u>4</u>	<u>5</u>	<u>6</u>	<u>7</u>	<u>8</u>	<u>9</u>		<u>R</u>	<u>H</u>	<u>E</u>
SUU	0	0	2	0	0	0	0	0	0	-	2	6	2
ASU	1	0	2	0	0	0	3	0	x	-	6	8	1

W: Sanchez (1-0); L: Perkins (0-1); S: None
HR: None

Time: 2:35 Attendance: 1,176 Record: 4-0

HIGHLIGHTS: Freshman starting pitcher Miguel Sanchez was sharp in his ASU debut, striking out six and allowing only five hits in 5.1 innings to pick up the win. The Sun Devil bullpen ended the weekend with 3.2 more innings of shutout baseball, bringing the weekend total to 14.0 innings without giving up an earned run. Aaron Klusman, Jered Liebeck and Mark Sopko sealed the win for the Devils. Steve Garrabrants was 2-for-4 at the plate with three runs scored and Dustin Pedroia extended his hitting streak to four games with a run-scoring triple. Pedroia also had a straight steal of home. Senior transfer Doug Schutt recorded his first career hit as a Sun Devil with a triple in the seventh inning.

GAME 5

SUN DEVILS 7, #25 Tennessee 4

Feb. 8, 2002 at Hohokam Stadium

	<u>1</u>	<u>2</u>	<u>3</u>	<u>4</u>	<u>5</u>	<u>6</u>	<u>7</u>	<u>8</u>	<u>9</u>		<u>R</u>	<u>H</u>	<u>E</u>
TENN	0	2	0	0	1	1	0	0	0	-	4	10	2
ASU	1	1	0	0	0	4	0	1	x	-	7	6	2

W: McClellan (2-0); L: Sadlowe (0-1); S: None
HR: Moffett (2)

Time: 3:27 Attendance: 2,229 Record: 5-0

HIGHLIGHTS: Sophomore shortstop Ian Kinsler had a two-out, two-run single to break open a four-run sixth inning, helping lead No. 17 ASU to a 7-4 win over No. 25 Tennessee. ASU was out-hit 10-6, but the Volunteer pitchers walked 11 and the ASU pitchers struck out 14. ASU starter Ryan Schroyer struck out 8 in 5.2 innings and reliever Robbie McClellan has 7 in just 3.1 innings to improve to 2-0 on the year. Steve Garrabrants (2x5) was the only Sun Devil to notch a multi-hit game.

GAME 6

SUN DEVILS 8, #25 Tennessee 1

Feb. 9, 2002 at Hohokam Stadium

	<u>1</u>	<u>2</u>	<u>3</u>	<u>4</u>	<u>5</u>	<u>6</u>	<u>7</u>	<u>8</u>	<u>9</u>		<u>R</u>	<u>H</u>	<u>E</u>
TENN	0	1	0	0	0	0	0	0	0	-	1	7	0
ASU	2	1	0	5	0	0	0	0	x	-	8	15	0

W: Esposito (2-0); L: Hicklen (0-2); S: None
HR: Garrabrants (1)

Time: 2:27 Attendance: 3,251 Record: 6-0

HIGHLIGHTS: Mike Esposito threw his first career complete game and the ASU offense erupted for 15 hits in a 8-1 route of #25 Tennessee to improve to 6-0. Sophomore Steve Garrabrants led off the game for ASU with a solo home run on the first pitch in the bottom of the first innings. The Devils' first four batters combined for a rare feat in the first four at-bats of the first inning, combining for the cycle. Esposito struck out three and did not walk a batter to improve to 2-0 on the year. At the plate Garrabrants was 2-for-5 with a pair of runs scored and Andre Ethier fell just a home run short of hitting for the cycle.

GAME 7

SUN DEVILS 5, #25 Tennessee 4

Feb. 10, 2002 at Hohokam Stadium

	<u>1</u>	<u>2</u>	<u>3</u>	<u>4</u>	<u>5</u>	<u>6</u>	<u>7</u>	<u>8</u>	<u>9</u>		<u>R</u>	<u>H</u>	<u>E</u>
TENN	0	0	0	0	0	0	1	0	3	-	4	6	1
ASU	1	0	4	0	0	0	0	0	x	-	5	7	3

W: Kartler (1-0); L: Andrews (1-1); S: McClellan (1)
HR: None

Time: 2:38 Attendance: 2,961 Record: 7-0

HIGHLIGHTS: Bryce Kartler picked up his first career win in his 33rd career pitching performance as the Sun Devils held off a ninth-inning rally by Tennessee to earn a series sweep with a 5-4 win. Robbie McClellan picked up the save with two strikeouts with the bases loaded in the final inning. Kartler tied a career-high with 9 K's and carried a no-hitter into the 6th inning. Andre Ethier took over the team batting average lead with a 3-for-4 game.

GAME 8

#3 Florida State 9, SUN DEVILS 4

Feb. 15, 2002 at Dick Howser Stadium

	<u>1</u>	<u>2</u>	<u>3</u>	<u>4</u>	<u>5</u>	<u>6</u>	<u>7</u>	<u>8</u>	<u>9</u>		<u>R</u>	<u>H</u>	<u>E</u>
ASU	2	0	1	0	0	0	0	0	1	-	4	13	0
FSU	0	2	0	3	3	1	0	0	x	-	9	15	1

W: Lynch (3-0); L: Schroyer (1-1); S: Hodges (1)
HR: None

Time: 3:08 Attendance: 3,065 Record: 7-1

HIGHLIGHTS: The No. 3 Seminoles overcame an early 3-2 deficit by scoring seven combined runs in the fourth, fifth and sixth inning to fuel a 9-4 win over the Sun Devils. ASU started out hot with two runs in the first, but FSU starter Matt Lynch settled down to scatter nine hits in six innings to improve to 3-0 on the season. Andre Ethier led ASU with his third straight three-hit game and Dustin Pedroia notched his team-leading fifth multi-hit game by going 2-for-4. Freshman Nick Cadena had a run-scoring single for his first collegiate hit in the ninth inning.

GAME 9

#3 Florida State 5, SUN DEVILS 3

Feb. 16, 2002 at Dick Howser Stadium

	<u>1</u>	<u>2</u>	<u>3</u>	<u>4</u>	<u>5</u>	<u>6</u>	<u>7</u>	<u>8</u>	<u>9</u>		<u>R</u>	<u>H</u>	<u>E</u>
ASU	0	0	0	0	0	1	2	0	0	-	3	13	1
FSU	0	2	1	1	0	0	1	0	x	-	5	8	1

W: Varnes (2-1); L: Esposito (2-1); S: Roman (3)
HR: Garrabrants (2)

Time: 2:52 Attendance: 4,467 Record: 7-2

HIGHLIGHTS: Arizona State out-hit the No. 3 Seminoles 13-8, but it wasn't enough as FSU jumped out to a 4-0 lead and held on in a 5-3 win at Dick Howser Stadium. FSU starter Blair Varnes improved to 2-1 with 5.2 innings of one-run ball and designated hitter Tony McQuade tabbed three doubles in the victory. ASU's offense was led by five players with multi-hit games. Andre Ethier was 2-for-4 to extend his multi-game hitting streak to four games and Steve Garrabrants extended his hitting streak to all nine games in 2002 with a solo home run and a single. Junior LHP Carlos Arguello made his ASU debut in impressive fashion, allowing only one hit and striking out three in 3.0 innings. Sophomore Nick Walsh had a two-run pinch-hit double in the seventh inning.

GAME 10

#3 Florida State 6, SUN DEVILS 4

Feb. 17, 2002 at Dick Howser Stadium

	<u>1</u>	<u>2</u>	<u>3</u>	<u>4</u>	<u>5</u>	<u>6</u>	<u>7</u>	<u>8</u>	<u>9</u>		<u>R</u>	<u>H</u>	<u>E</u>
ASU	0	2	0	0	1	0	0	0	0	-	4	7	2
FSU	0	0	0	0	0	0	3	3	x	-	6	7	1

W: Davidson (1-0); L: McClellan (2-1); S: Roman (4)
HR: Allen (2), Rogers (3)

Time: 2:36 Attendance: 3,864 Record: 7-3

HIGHLIGHTS: After building a solid 4-0 lead after four innings, the Sun Devils let the game slip away by giving up three runs in each the seventh and eighth innings to hand Florida State a 6-4 victory and a series sweep of ASU. Nick Rogers hit a two-run home run off Bryce Kartler in the seventh and Tony Richie plated the game-winning run with single in the eighth. Rod Allen was 2-for-5 with a home run and a run-scoring single for the Devils. Pitcher Josh Perrault and catcher Cesar Castillo made their first career starts.

GAME 11

#12 CS Fullerton 3, SUN DEVILS 2

Feb. 22, 2002 at Hohokam Stadium

	<u>1</u>	<u>2</u>	<u>3</u>	<u>4</u>	<u>5</u>	<u>6</u>	<u>7</u>	<u>8</u>	<u>9</u>		<u>R</u>	<u>H</u>	<u>E</u>
CSF	0	0	1	0	0	0	2	0	0	-	3	6	3
ASU	0	0	0	1	0	0	0	0	1	-	2	5	1

W: Littleton (3-1); L: Esposito (2-2); S: Cordero (3)
HR: West (2)

Time: 2:40 Attendance: 2,829 Record: 7-4

HIGHLIGHTS: Cal State Fullerton starting pitcher Wes Littleton allowed only one unearned run in seven innings to lead the 12th-ranked titans to their fifth straight win and eighth victory in the last nine games. ASU starter Mike Esposito was saddled with the tough-luck loss, allowing only two earned runs in six innings. Relief pitcher Aaron Klusman allowed only one hit in three innings out of the bullpen to keep the game close. Fullerton scored a pair of runs in the seventh to decide the game, with the eventual game winner coming on an unearned run. Jeremy West slugged his second home run of the year to lead off the ninth inning, but it wasn't enough as ASU dropped its fourth straight game, and third consecutive by two or less runs.

GAME 12

SUN DEVILS 9, #12 CS Fullerton 4

Feb. 23, 2002 at Hohokam Stadium

	<u>1</u>	<u>2</u>	<u>3</u>	<u>4</u>	<u>5</u>	<u>6</u>	<u>7</u>	<u>8</u>	<u>9</u>		<u>R</u>	<u>H</u>	<u>E</u>
CSF	1	0	0	0	0	0	0	3	0	-	4	7	2
ASU	0	3	2	1	3	0	0	0	x	-	9	11	1

W: Jackson (1-0); L: Merrell (2-1); S: None
HR: None

Time: 3:17 Attendance: 2,958 Record: 8-4

HIGHLIGHTS: J.J. Jackson picked up his first career win as the Sun Devils used timely hitting to erase a four-game losing streak vs. No. 12 Cal State Fullerton. The Devils have now not lost five straight games since the 1999 season. Pounding out 11 hits, ASU's Andre Ethier, Jeremy West and Dennis Wyrick all had multi-hit games. The Devils had four two-out RBI.



Sun Devil Baseball 2002

Game-by-Game Capsules:

GAME 13

#12 CS Fullerton 7, SUN DEVILS 5

Feb. 24, 2002 at Hohokam Stadium

	<u>1</u>	<u>2</u>	<u>3</u>	<u>4</u>	<u>5</u>	<u>6</u>	<u>7</u>	<u>8</u>	<u>9</u>		<u>R</u>	<u>H</u>	<u>E</u>
CSF	0	0	1	0	1	4	0	0	1	-	7	8	2
ASU	2	2	0	1	0	0	0	0	0	-	5	9	2

W: DeJong (3-0); L: McClellan (2-2); S: Cordero (4)

HR: West (3), Burgos (1)

Time: 2:46 Attendance: 2,566 Record: 8-5

HIGHLIGHTS: After building a 5-2 lead after five innings, the Sun Devils relinquished the lead with No. 12 Cal State Fullerton scoring four runs in the sixth inning to gain a 6-5 lead as they went on to win 7-5 in the series finale. Robbie McClellan picked up the loss by giving up two runs in 2.2 innings of work. Jeremy West had a triple and a home run in the loss, while Andre Ethier, Steve Garabrants and Jon Sheaffer all tabbed two hits each. The loss was ASU's fifth in the last six games, with four of those losses coming by two or less runs.

GAME 14

SUN DEVILS 15, Loyola Marymount 2

March 1, 2002 at Hohokam Stadium

	<u>1</u>	<u>2</u>	<u>3</u>	<u>4</u>	<u>5</u>	<u>6</u>	<u>7</u>	<u>8</u>	<u>9</u>		<u>R</u>	<u>H</u>	<u>E</u>
LMU	0	1	0	0	0	0	0	0	1	-	2	8	4
ASU	0	3	1	1	3	4	3	0	x	-	15	16	3

W: Esposito (3-2); L: Jenson (1-3); S: Liebeck (1)

HR: None

Time: 3:23 Attendance: 1,956 Record: 9-5

HIGHLIGHTS: After dropping five of their last six, the Sun Devils came alive with a solid pitching performance from Mike Esposito and an explosive offensive outburst with 16 hits and 15 runs. Andre Ethier picked up his eighth multi-hit game of the year by going 3-for-5 with three runs scored and senior Jon Sheaffer had a career-high four RBI in the victory. Steve Garabrants fell a home run short of the cycle by going 3-for-5 with a season-high two RBI. Esposito struck out six and did not allow an earned run in his six inning outing to improve to 3-2 on the year. Junior Jered Liebeck picked up his first career save by throwing three solid innings out of the bullpen.

GAME 15

SUN DEVILS 7, Loyola Marymount 2

March 2, 2002 at Hohokam Stadium

	<u>1</u>	<u>2</u>	<u>3</u>	<u>4</u>	<u>5</u>	<u>6</u>	<u>7</u>	<u>8</u>	<u>9</u>		<u>R</u>	<u>H</u>	<u>E</u>
LMU	0	1	1	0	0	0	0	0	0	-	2	3	3
ASU	3	1	0	0	0	0	3	0	x	-	7	7	0

W: McClellan (3-2); L: Muecke (1-3); S: None

HR: Allen (3)

Time: 2:46 Attendance: 2,129 Record: 10-5

HIGHLIGHTS: Robbie McClellan threw a complete-game three-hitter on 133 pitches to help lead the Sun Devils to a 7-2 victory over Loyola Marymount on a cold and blustery night at Hohokam Stadium. The Devils led 4-2 after six innings before Rod Allen hit a towering three-run home run in the seventh to give ASU the 7-2 lead. McClellan allowed only two runs (one earned) and struck out six. He also walked a career-high eight batters. Steve Garabrants (2x3) was the only Devil with more than one hit and center fielder Jon Sheaffer extended his hitting streak to a career-high nine games.

GAME 16

SUN DEVILS 10, Loyola Marymount 5

March 3, 2002 at Hohokam Stadium

	<u>1</u>	<u>2</u>	<u>3</u>	<u>4</u>	<u>5</u>	<u>6</u>	<u>7</u>	<u>8</u>	<u>9</u>		<u>R</u>	<u>H</u>	<u>E</u>
LMU	0	0	0	0	0	0	3	1	1	-	5	8	0
ASU	1	0	5	1	0	0	0	3	x	-	10	14	2

W: Kartler (2-0); L: Lovato (0-2); S: None

HR: West (4)

Time: 3:35 Attendance: 2,164 Record: 11-5

HIGHLIGHTS: Jeremy West was 2-for-4 with four RBI and a three-run home run as the Devils earned a series sweep of LMU with a 10-5 win. Steve Garabrants notched his 10th multi-hit game of the year with a 2-for-4 game. Starter Bryce Kartler had a two-hitter through six complete innings and picked up the win to improve to 2-0 on the year. Every Sun Devil player that saw action recorded at least one hit in the game.

GAME 17

SUN DEVILS 10, New Mexico State 5

March 5, 2002 at Hohokam Stadium

	<u>1</u>	<u>2</u>	<u>3</u>	<u>4</u>	<u>5</u>	<u>6</u>	<u>7</u>	<u>8</u>	<u>9</u>		<u>R</u>	<u>H</u>	<u>E</u>
NMSU	1	0	0	2	0	0	0	1	1	-	5	4	2
ASU	2	0	1	0	0	4	0	3	x	-	10	8	1

W: Jackson (2-0); L: Jackson (1-2); S: Sopko (1)

HR: Veloz (1)

Time: 2:45 Attendance: 1,541 Record: 12-5

HIGHLIGHTS: The Sun Devils scored seven late-inning runs to secure a 10-5 win over New Mexico State. ASU relief pitcher J.J. Jackson threw three hitless and scoreless innings to pick up the win, striking out a career-high five batters. Seniors Sergio Garcia and Jon Sheaffer led ASU with two hits each as the Sun Devils improved to 24-1 all-time vs. NMSU.

GAME 18

SUN DEVILS 10, UNLV 0

March 8, 2002 at Packard Stadium

	<u>1</u>	<u>2</u>	<u>3</u>	<u>4</u>	<u>5</u>	<u>6</u>	<u>7</u>		<u>R</u>	<u>H</u>	<u>E</u>
UNLV	0	0	0	0	0	0	0	-	0	4	0
ASU	1	1	0	1	3	2	2	-	10	9	0

W: McClellan (4-2); L: Puppo (1-1); S: None

HR: West (5), Pedroia (1)

Time: 2:14 Attendance: 2,254 Record: 13-5

HIGHLIGHTS: Junior starting pitcher Robbie McClellan pitched his second consecutive complete game, shutting out the UNLV Rebels 10-0 in a mercy-rule shortened seven-inning game. The win extended ASU's winning streak to five games and six of the last seven. McClellan struck out a career-high 10 batters and allowed only four hits to improve to 4-2 on the year. Head coach Pat Murphy picked up his 600th career victory at the Division I level as the Devils scored 10 runs in the third straight game. Freshman Dustin Pedroia belted his first career home run in the seventh inning to end the game and sophomore first baseman Jeremy West, a Las Vegas native, hit his fifth homer of the year and fourth in the last eight games.

GAME 19

SUN DEVILS 11, St. John's 1

March 9, 2002 at Packard Stadium

	<u>1</u>	<u>2</u>	<u>3</u>	<u>4</u>	<u>5</u>	<u>6</u>	<u>7</u>	<u>8</u>	<u>9</u>		<u>R</u>	<u>H</u>	<u>E</u>
SJU	0	0	0	1	0	0	0	0	0	-	1	7	4
ASU	2	0	0	0	0	4	5	0	x	-	11	11	1

W: Esposito (4-2); L: Bilezikjian (1-1); S: None

HR: Ethier (1)

Time: 3:01 Attendance: 2,187 Record: 14-5

HIGHLIGHTS: ASU extended its winning streak to six games with a strong starting pitching performance from Mike Esposito. Esposito struck out a career-high nine batters and did not allow an earned run in seven strong innings to pick up the win. Andre Ethier drove home a career high five runs, including a big three-run home run in the four-run sixth inning. Senior Jon Sheaffer extended his hitting streak to 13 games with a two-run double in the seventh inning.

GAME 20

SUN DEVILS 7, #12 Oklahoma State 2

March 10, 2002 at Packard Stadium

	<u>1</u>	<u>2</u>	<u>3</u>	<u>4</u>	<u>5</u>	<u>6</u>	<u>7</u>	<u>8</u>	<u>9</u>		<u>R</u>	<u>H</u>	<u>E</u>
OSU	0	0	0	1	1	0	0	0	0	-	2	5	2
ASU	0	0	0	0	0	0	0	7	x	-	7	5	0

W: Jackson (3-0); L: Rhodes (1-1); S: None

HR: Nones

Time: 3:00 Attendance: 2,220 Record: 15-5

HIGHLIGHTS: Rod Allen hit a bases clearing double as part of a seven-run eighth inning to lead the Devils to a 7-2 win over No. 12/21 Oklahoma State. Trailing 2-0 heading into the bottom of the eighth, ASU unloaded on the Cowboys with seven walks, two hits and a hit-by-pitch. Reliever J.J. Jackson improved to 3-0 with three hitless and scoreless innings out of the bullpen. Leadoff hitter Dustin Pedroia was the only Sun Devil to record a multi-hit game.

GAME 21

New Mexico State 8, SUN DEVILS 7

March 12, 2002 at Presley Askeew Field

	<u>1</u>	<u>2</u>	<u>3</u>	<u>4</u>	<u>5</u>	<u>6</u>	<u>7</u>	<u>8</u>	<u>9</u>		<u>R</u>	<u>H</u>	<u>E</u>
ASU	1	1	1	2	1	0	0	1	0	-	7	9	1
NMSU	0	0	3	2	0	0	1	0	2	-	8	10	4

W: Garretson (1-0); L: Sopko (0-1); S: None

HR: Allen (4)

Time: 3:15 Attendance: 641 Record: 15-6

HIGHLIGHTS: Arizona State scored in each of the first five innings and held a 7-6 lead heading into the bottom of the ninth inning, but the NMSU Aggies scored to in their final at-bat to gain a come-from-behind 8-7 lead. Rod Allen was 2-for-5 with a season-high four RBI, including his fourth home run of the year. Back-to-back doubles to lead off the ninth inning led to the tying and game-winning runs to cross the plate.

GAME 22

Oklahoma 6, SUN DEVILS 3

March 15, 2002 at Hohokam Stadium

	<u>1</u>	<u>2</u>	<u>3</u>	<u>4</u>	<u>5</u>	<u>6</u>	<u>7</u>	<u>8</u>	<u>9</u>		<u>R</u>	<u>H</u>	<u>E</u>
OU	0	0	4	0	1	0	0	1	0	-	6	9	1
ASU	0	1	0	1	0	0	0	1	0	-	3	8	2

W: Cherry (3-2); L: Esposito (4-3); S: Purcey (3)

HR: West (6), Jakubauskas (5)

Time: 3:05 Attendance: 2,242 Record: 15-7

HIGHLIGHTS: Two errors by ASU shortstop Ian Kinsler in the third inning opened up the flood gates for a four-run inning that was capped by a three-run home run by OU right fielder Chris Jakubauskas. Starter Mike Esposito gave up only two earned runs in six innings and struck out a career-high 10 batters in picking up the tough-luck loss. Jeremy West hit his team-leading sixth home run of the year and his fifth in the last 10 games. Sophomore J.J. Jackson was impressive again out of the bullpen, giving up only one run in three innings.

GAME 23

SUN DEVILS 6, Oklahoma 4

March 16, 2002 at Hohokam Stadium

	<u>1</u>	<u>2</u>	<u>3</u>	<u>4</u>	<u>5</u>	<u>6</u>	<u>7</u>	<u>8</u>	<u>9</u>		<u>R</u>	<u>H</u>	<u>E</u>
OU	0	0	0	0	3	0	1	0	0	-	4	7	2
ASU	2	0	0	0	0	3	0	1	x	-	6	11	0

W: McClellan (5-2); L: Roberts (3-2); S: Schroyer (1)

HR: Wyman (1)

Time: 2:34 Attendance: 2,654 Record: 16-7

HIGHLIGHTS: Freshman Jeff Larish made his ASU debut with a 3-for-4 performance, including a triple and two singles to help lead the Devils to a 6-4 win over a streaking Oklahoma squad. Jon Sheaffer was 2-for-4 with two clutch run-scoring singles late in the game. Starter Robbie McClellan won his third consecutive start by striking out eight and scattering seven hits in seven innings. Sophomore Ryan Schroyer picked up his first career save with two strikeouts in the ninth inning. The win snapped a two-game losing streak for the Sun Devils.

GAME 24

Oklahoma 7, SUN DEVILS 5

March 17, 2002 at Hohokam Stadium

	<u>1</u>	<u>2</u>	<u>3</u>	<u>4</u>	<u>5</u>	<u>6</u>	<u>7</u>	<u>8</u>	<u>9</u>		<u>R</u>	<u>H</u>	<u>E</u>
OU	2	0	0	1	0	0	0	4	0	-	7	13	0
ASU	0	0	1	0	0	1	0	3	0	-	5	7	1

W: Mix (4-1); L: Kartler (2-1); S: Purcey (4)

HR: Fransz (6)

Time: 2:58 Attendance: 2,086 Record: 16-8

HIGHLIGHTS: Oklahoma scored two early runs in the first inning and held off a late Sun Devil rally to defeat 11th-ranked Arizona State 7-5 to capture a 2-1 series win. After stranding 10 runners on base through the first seven innings, OU cashed in on a big four-run eighth inning to seal the victory. ASU attempted a comeback with three runs in the bottom of the eighth, but it wasn't enough as the Devils lost its seventh game of 2002 by three or less runs. Freshman Jeff Larish had his second triple in as many games and Rod Allen and Jeremy West both had a pair of RBI in the loss. The 13 hits allowed by Bryce Kartler (10) and Mark Sopko (3) were the second most allowed by the Sun Devils this year.



Sun Devil Baseball 2002

Game-by-Game Capsules:

GAME 25

SUN DEVILS 9, Arizona 7

March 22, 2002 at Sancet Field (Tucson, Ariz.)

	<u>1</u>	<u>2</u>	<u>3</u>	<u>4</u>	<u>5</u>	<u>6</u>	<u>7</u>	<u>8</u>	<u>9</u>		<u>R</u>	<u>H</u>	<u>E</u>
ASU	2	0	0	0	0	3	0	1	3	-	9	8	1
ARIZ	0	1	0	3	3	0	0	0	0	-	7	8	7

W: Sopko (1-1); L: Anderson (0-1); S: Schroyer (2)

HR: None

Time: 3:25 Attendance: 2,133 Record: 17-8

HIGHLIGHTS: The Sun Devils trailed 7-2 after five innings, but came through with three runs in the top of the ninth inning to record a 9-7 come-from-behind win over Arizona. Andre Ethier keyed the big three-run ninth with a two-run single with the bases loaded to make a winner of Mark Sopko. Closer Ryan Schroyer sealed the win by striking out the side in the ninth of his second save of the year. Sopko and reliever Carlos Arguello combined for three shutout innings to keep the game close. Freshman shortstop Dustin Pedroia had a career-high four hits in the win.

GAME 26

SUN DEVILS 10, Arizona 6

March 23, 2002 at Sancet Field (Tucson, Ariz.)

	<u>1</u>	<u>2</u>	<u>3</u>	<u>4</u>	<u>5</u>	<u>6</u>	<u>7</u>	<u>8</u>	<u>9</u>		<u>R</u>	<u>H</u>	<u>E</u>
ASU	0	1	2	0	0	1	3	0	3	-	10	15	2
ARIZ	0	0	0	0	0	4	2	0	0	-	6	11	2

W: Esposito (5-3); L: Little (5-2); S: Schroyer (3)

HR: Ethier (2), Cunningham (7)

Time: 3:04 Attendance: 2,284 Record: 18-8

HIGHLIGHTS: The Sun Devils were relentless in taking the middle-game of the three-game series vs. rival Arizona, taking a 10-6 game on national TV against the Wildcats. Andre Ethier continued his hot hitting with a 4-for-5 game, including a key two-run home run to put ASU ahead for good in the seventh inning. Starter Mike Esposito got the win with six solid innings and Ryan Schroyer earned his third save of the season and second in as many games with two scoreless innings. Junior Dennis Wyrick was 3-for-5 with a pair of doubles and two RBI in the victory. ASU continued its string of having not lost a season series to the U of A dating back to 1995.

GAME 27

Arizona 10, SUN DEVILS 1

March 24, 2002 at Sancet Field (Tucson, Ariz.)

	<u>1</u>	<u>2</u>	<u>3</u>	<u>4</u>	<u>5</u>	<u>6</u>	<u>7</u>	<u>8</u>	<u>9</u>		<u>R</u>	<u>H</u>	<u>E</u>
ASU	0	0	0	0	0	1	0	0	0	-	1	5	0
ARIZ	1	3	1	2	2	0	0	1	x	-	10	10	2

W: Kaiser (5-1); L: Kartler (2-2); S: None

HR: Allen (5)

Time: 2:23 Attendance: 1,448 Record: 18-9, 2-1

HIGHLIGHTS: For only the 12th time during its 402 consecutive games scoring streak, the Sun Devils were limited to only one run. Rod Allen hit his fifth home run of the year in a 10-1 loss to Arizona. Wildcat pitcher Marc Kaiser scattered five hits and struck out three in a complete-game effort to salvage the series for Arizona. ASU starter Bryce Kartler took the loss, giving up a career high eight runs in four innings.

GAME 28

Washington 14, SUN DEVILS 11

March 28, 2002 at Hohokam Stadium

	<u>1</u>	<u>2</u>	<u>3</u>	<u>4</u>	<u>5</u>	<u>6</u>	<u>7</u>	<u>8</u>	<u>9</u>		<u>R</u>	<u>H</u>	<u>E</u>
UW	0	1	0	2	1	0	8	1	1	-	14	14	3
ASU	5	1	2	0	0	0	2	1	0	-	11	12	1

W: White (2-2); L: Kartler (2-3); S: Shepple (4)

HR: West (7), Garthwaite (8)

Time: 3:42 Attendance: 2,881 Record: 18-10, 2-2

HIGHLIGHTS: The Sun Devils came out of the gates hot, building an 8-1 lead after three innings, including scoring five runs in their first at-bat. But the Huskies scored eight runs in the seventh inning off the ASU bullpen to build a come-from-behind 12-8 lead and would go on to defeat ASU 14-11 in a marathon three hour, 42-minute game. Jeremy West was 3-for-6 with four RBI and fell just a triple short of hitting for the cycle. Freshman Dustin Pedroia also had three hits, needing just a home run to complete the cycle. ASU is now just 11-9 in the last 20 games and has lost three of its last five games overall.

GAME 29

SUN DEVILS 8, Washington 3

March 29, 2002 at Hohokam Stadium

	<u>1</u>	<u>2</u>	<u>3</u>	<u>4</u>	<u>5</u>	<u>6</u>	<u>7</u>	<u>8</u>	<u>9</u>		<u>R</u>	<u>H</u>	<u>E</u>
UW	0	0	1	2	0	0	0	0	0	-	3	8	3
ASU	0	0	0	4	0	3	0	1	x	-	8	9	4

W: Esposito (6-3); L: Dowling (0-2); S: None

HR: None

Time: 3:16 Attendance: 2,352 Record: 19-10, 3-2

HIGHLIGHTS: Sophomore Mike Esposito struck out a career-high 17 batters in a complete-game victory over Washington. The 17 K's rank as the sixth most in ASU single-game history and is the most by a Sun Devil since Ryan Mills also struck out 17 in 1997 vs. Southern Illinois. Esposito scattered eight hits and walked only one while striking out all but one Husky starter at least once. At the plate Dennis Wyrick and Jon Sheaffer each recorded multi-hit games. The Devils were down 3-0 after three and a half innings until freshmen Nick Cadena and Joel Bocchi each tabbed two-run singles to give ASU the lead for good. Jeremy West had his career-long eight-game hitting streak snapped by going 0-for-3.

GAME 30

SUN DEVILS 13, Washington 6

March 30, 2002 at Hohokam Stadium

	<u>1</u>	<u>2</u>	<u>3</u>	<u>4</u>	<u>5</u>	<u>6</u>	<u>7</u>	<u>8</u>	<u>9</u>		<u>R</u>	<u>H</u>	<u>E</u>
UW	0	0	2	0	0	2	2	0	0	-	6	9	0
ASU	2	1	2	0	2	0	4	2	x	-	13	20	2

W: Arguello (1-0); L: Kohn (6-1); S: None

HR: West (8), Garthwaite (9), Wagner (1)

Time: 3:14 Attendance: 2,637 Record: 20-10, 4-2

HIGHLIGHTS: The Sun Devils tagged UW's No. 1 starter Shawn Kohn for 14 hits en route to a season high 20 in ASU's 13-6 thumping of the Huskies. ASU clinched its sixth straight Pac-10 series win, bouncing back from a heartbreaking 14-11 loss Thursday to UW. Jeff Larish led all Devils with a career-high four hits, while Dustin Pedroia, Andre Ethier and Dennis Wyrick all had three each. Jeremy West added his team-leading eighth home run of the year. Junior LHP Carlos Arguello picked up the win in his first career start, giving up two runs and five hits in 3.1 innings.

GAME 31

UNLV 11, SUN DEVILS 7

April 1, 2002 at E. Wilson Stadium (Las Vegas, Nev.)

	<u>1</u>	<u>2</u>	<u>3</u>	<u>4</u>	<u>5</u>	<u>6</u>	<u>7</u>	<u>8</u>	<u>9</u>		<u>R</u>	<u>H</u>	<u>E</u>
ASU	0	1	0	1	3	0	1	1	0	-	7	11	4
UNLV	1	0	3	0	2	0	3	2	x	-	11	11	2

W: Scheinbaum (2-0); L: Liebeck (0-1); S: None

HR: McKenna (1), Ruiz (3), Johnson (1)

Time: 3:20 Attendance: 423 Record: 20-11

HIGHLIGHTS: Arizona State fell to 0-5 in non-conference games on the road with a 11-7 setback to unranked UNLV. The game was marred by several controversial umpiring calls that took out off the board for ASU and put runs up for UNLV. Las Vegas native Jeremy West finished 3-for-4 with two RBI. Sophomore Ryan McKenna hit his first career home run with a solo shot to straight-away center field in the top of the eighth inning. West and ASU head coach Pat Murphy were both ejected in the eighth inning. UNLV's Brent Johnson was 4-for-4 with five runs scored.

GAME 32

WSU 7, SUN DEVILS 4

April 5, 2002 at Bailey-Brayton Field (Pullman, Wash.)

	<u>1</u>	<u>2</u>	<u>3</u>	<u>4</u>	<u>5</u>	<u>6</u>	<u>7</u>	<u>8</u>	<u>9</u>		<u>R</u>	<u>H</u>	<u>E</u>
ASU	2	0	2	0	0	0	0	0	0	-	4	3	3
WSU	1	0	4	0	0	0	1	1	x	-	7	13	2

W: Bonine (5-4); L: Esposito (6-4); S: None

HR: West (9)

Time: 2:34 Attendance: 751 Record: 20-12, 4-3

HIGHLIGHTS: Washington State starting pitcher Eddie Bonine struck out nine in a complete-game victory over the Sun Devils. Bonine, a native of Glendale, Ariz., allowed only three hits and walked seven to improve to 5-4 on the year. ASU managed a season-low three hits, with leadoff hitter Steve Garabrants going 2-for-2. Jeremy West also collected his team-leading ninth home run of the year with a solo shot in the top of the third inning. ASU has yet to win a game outside of the state of Arizona this year.

GAME 33

SUN DEVILS 8, Washington State 3

April 6, 2002 at Bailey-Brayton Field (Pullman, Wash.)

	<u>1</u>	<u>2</u>	<u>3</u>	<u>4</u>	<u>5</u>	<u>6</u>	<u>7</u>	<u>8</u>	<u>9</u>		<u>R</u>	<u>H</u>	<u>E</u>
ASU	3	2	1	0	0	0	0	3	4	-	13	14	3
WSU	1	0	0	5	0	0	1	0	0	-	7	12	2

W: Schroyer (2-1); L: Gorrell (0-4); S: None

HR: West (10)

Time: 3:24 Attendance: 587 Record: 21-12, 5-3

HIGHLIGHTS: Ryan McKenna drilled a two-out, bases loaded double in the top of the eighth inning to overtake WSU's 7-6 lead en route to a 13-7 Sun Devil win. Jeremy West was 2-for-5 with three RBI and hit his team-leading 10th home run of the year. Reliever Ryan Schroyer picked up the win to improve to 2-1 on the year with three shutout innings. Middle reliever Jared Liebeck gave up only one unearned run in 2.1 innings to give the Devils a shot at the late-inning comeback.

GAME 34

SUN DEVILS 22, Washington State 4

April 7, 2002 at Bailey-Brayton Field (Pullman, Wash.)

	<u>1</u>	<u>2</u>	<u>3</u>	<u>4</u>	<u>5</u>	<u>6</u>	<u>7</u>	<u>8</u>	<u>9</u>		<u>R</u>	<u>H</u>	<u>E</u>
ASU	0	0	3	1	5	2	6	5	0	-	22	21	0
WSU	0	1	0	0	3	0	0	0	0	-	4	12	2

W: McClellan (6-2); L: Alwert (2-2); S: None

HR: West (11), Ethier (2), Cadena (1), LaRue (4)

Time: 3:05 Attendance: 478 Record: 22-12, 6-3

HIGHLIGHTS: Andre Ethier was 3-for-5 with two home runs, five RBI and five runs scored as the Sun Devils set season highs with 21 hits and 22 runs in a 22-4 defeat of Washington State. The victory secured the series win and continued a streak of seven consecutive Pac-10 series wins by ASU. Jeremy West was 3-for-6 and hit his third home run in as many games. Freshman Nick Cadena blasted his first career home run in the lopsided victory as well. Starting pitcher Robbie McClellan ended his streak of four consecutive no-decisions by picking up the victory to improve to 6-2 on the year. He struck out eight and allowed four runs in seven innings.

GAME 35

SUN DEVILS 4, UCLA 3 (11 innings)

April 12, 2002 at Jackie Robinson Stadium

	<u>1</u>	<u>2</u>	<u>3</u>	<u>4</u>	<u>5</u>	<u>6</u>	<u>7</u>	<u>8</u>	<u>9</u>	<u>10</u>	<u>11</u>		<u>R</u>	<u>H</u>	<u>E</u>
ASU	0	0	3	1	5	2	6	5	0	0	1	-	22	21	0
UCLA	1	0	0	0	0	2	0	0	0	0	0	-	4	12	2

W: Schroyer (3-1); L: Silva (0-2); S: None

HR: Larish (1)

Time: 3:33 Attendance: 637 Record: 23-12, 7-3

HIGHLIGHTS: Rod Allen recorded a one-out single in the top of the 11th inning to score Dustin Pedroia and break a 3-3 tie en route to a Sun Devil victory at Jackie Robinson Stadium. After both teams scored in the opening frame, UCLA tabbed two runs in the sixth, while ASU notched two in the seventh. Allen finished the game 2-for-5 with his second game-winning hit of the year. Freshman Jeff Larish was 4-for-5 with his first career home runs. Reliever Ryan Schroyer improved to 2-0 out of the bullpen by allowing only one hit and striking out five in four innings. Starter Mike Esposito was also solid, scattering five hits and three runs in seven innings (81 pitches).

GAME 36

UCLA 10, SUN DEVILS 2

April 13, 2002 at Jackie Robinson Stadium

	<u>1</u>	<u>2</u>	<u>3</u>	<u>4</u>	<u>5</u>	<u>6</u>	<u>7</u>	<u>8</u>	<u>9</u>		<u>R</u>	<u>H</u>	<u>E</u>
ASU	0	2	0	0	0	0	0	0	0	-	2	8	2
UCLA	4	0	0	0	1	1	1	3	x	-	10	11	0

W: Whisler (3-1); L: Kartler (2-4); S: None

HR: None

Time: 2:43 Attendance: 661 Record: 23-13, 7-4

HIGHLIGHTS: UCLA scored four runs in the bottom of the first inning and never looked back in a 10-2 defeat of 16th-ranked Arizona State. ASU lost only its second Saturday game of the year with the loss to fall to 7-4 in Pac-10 play. Steve Garabrants plated ASU's only runs with a second inning, two-run single to right field. UCLA freshman starter Wes Whisler scattered six hits and allowed only two runs in 7.1 innings to improve to 3-1 on the year.



Sun Devil Baseball 2002

Game-by-Game Capsules:

GAME 37

SUN DEVILS 15, UCLA 2

April 14, 2002 at Jackie Robinson Stadium

	<u>1</u>	<u>2</u>	<u>3</u>	<u>4</u>	<u>5</u>	<u>6</u>	<u>7</u>	<u>8</u>	<u>9</u>		<u>R</u>	<u>H</u>	<u>E</u>
ASU	0	4	3	4	0	0	0	0	4	-	15	14	0
UCLA	0	0	1	1	0	0	0	0	0	-	2	5	0

W: McClellan (7-2); L: Janssen (4-2); S: None

HR: Whisler (4)

Time: 3:04 Attendance: 583 Record: 24-13, 8-4

HIGHLIGHTS: The Sun Devils won their eighth straight Pac-10 series with a 15-2 crushing of UCLA in the series finale at Jackie Robinson Stadium. The Devils jumped out to an early 11-2 lead after four innings, with all of the runs scoring with two outs for ASU. Steve Garraabrants provided the big hit with a three-run triple in the third inning to extend the lead to 7-0. Starting pitcher Robbie McClellan improved to 7-2 overall and 5-0 as a starter with a strong eight-inning, four-hit performance.

GAME 38

California 9, SUN DEVILS 5

April 19, 2002 at Hohokam Stadium

	<u>1</u>	<u>2</u>	<u>3</u>	<u>4</u>	<u>5</u>	<u>6</u>	<u>7</u>	<u>8</u>	<u>9</u>		<u>R</u>	<u>H</u>	<u>E</u>
CAL	0	0	0	3	0	2	4	0	0	-	9	12	2
ASU	0	0	1	0	1	1	0	0	2	-	5	8	1

W: Ingram (4-2); L: Esposito (6-5); S: None

HR: Jackson (13), Nicholson (5)

Time: 3:19 Attendance: 3,132 Record: 24-14, 8-5

HIGHLIGHTS: The Sun Devils stranded four runners in scoring position in the first three innings and couldn't capitalize in key situations as the Cal Golden Bears earned a 9-5 in the series opener. The Bears a pair of two-out home runs en route to victory. Third baseman David Nicholson hit a two-run shot off starter Mike Esposito in the sixth and Conor Jackson hit a three-run blast in the four-run seventh to put the game out of reach. ASU's Dustin Pedroia became the first Sun Devil since 2000 (Mitch Jones) to leave six runners on base and the Devils hit into a season-high four double plays. Andre Ethier added his eighth three-hit game of the year falling just a home run short of hitting for the cycle.

GAME 39

SUN DEVILS 4, California 3 (10 innings)

April 20, 2002 at Hohokam Stadium

	<u>1</u>	<u>2</u>	<u>3</u>	<u>4</u>	<u>5</u>	<u>6</u>	<u>7</u>	<u>8</u>	<u>9</u>	<u>10</u>		<u>R</u>	<u>H</u>	<u>E</u>
CAL	0	1	1	0	0	0	0	1	0	0	-	3	13	1
ASU	1	0	1	1	0	0	0	0	0	1	-	4	10	0

W: Schroyer (4-1); L: Payne (3-1); S: None

HR: Jackson (14), Nicholson (6)

Time: 3:32 Attendance: 2,188 Record: 25-14, 9-5

HIGHLIGHTS: Senior Sergio Garcia led off the bottom of the 10th inning with an infield single and came around to score on a bases loaded wild pitch to lift the 14th-ranked Sun Devils to a 4-3 win over California. For the fourth time in five Pac-10 series the Devils earned a win facing a staff ace. This time ASU touched Pac-10 strikeout leader Trevor Hutchinson for three runs and nine hits. The ASU bullpen of Carlos Arguello, Mark Sopko and Ryan Schroyer combined to scatter five hits and only one run in seven spectacular innings. ASU improved to 5-1 in games following a loss in the opening game of a series this year.

GAME 40

California 9, SUN DEVILS 3

April 21, 2002 at Hohokam Stadium

	<u>1</u>	<u>2</u>	<u>3</u>	<u>4</u>	<u>5</u>	<u>6</u>	<u>7</u>	<u>8</u>	<u>9</u>		<u>R</u>	<u>H</u>	<u>E</u>
CAL	5	0	0	0	0	1	2	0	1	-	9	13	0
ASU	0	0	0	1	0	0	0	2	0	-	3	9	2

W: Brown (5-1); L: McClellan (7-3); S: None

HR: Jackson (15)

Time: 3:23 Attendance: 2,096 Record: 25-15, 9-6

HIGHLIGHTS: California scored five runs in the first inning due to two key ASU errors and a big three-run home run from Conor Jackson en route to a 9-3 win. The loss snapped a streak of eight straight Pac-10 series wins for the Sun Devils dating back to last year. Andre Ethier hit his 14th double of the year and senior Sergio Garcia notched his fourth multi-hit game of the year.

GAME 41

SUN DEVILS 7, Oklahoma 5

April 24, 2002 at SBC Bricktown Ballpark

	<u>1</u>	<u>2</u>	<u>3</u>	<u>4</u>	<u>5</u>	<u>6</u>	<u>7</u>	<u>8</u>	<u>9</u>		<u>R</u>	<u>H</u>	<u>E</u>
ASU	1	0	1	0	0	3	0	2	0	-	7	6	1
OKLA	1	3	0	1	0	0	0	0	0	-	5	6	2

W: Sopko (2-1); L: White (0-2); S: Schroyer (4)

HR: Kitch (3), Jones (3)

Time: 3:05 Attendance: 2,598 Record: 26-15

HIGHLIGHTS: Down 5-2 in the top of the sixth inning, sophomore Rod Allen drilled a bases loaded, two-out double down the right field line tie the game at 5-5, setting up a 7-5 ASU win. The Devils scored two in the eighth with the eventual game-winner coming on a single by freshman third baseman Jeff Larish. The ASU bullpen of Mark Sopko and Ryan Schroyer combined for 3.2 scoreless innings as the Devils improved to 3-1 all-time at SBC Bricktown Ballpark in downtown Oklahoma City. Schroyer now has three wins and one save in his last four appearances.

GAME 42

Notre Dame 9, SUN DEVILS 4

April 26, 2002 at Franck Eck Stadium

	<u>1</u>	<u>2</u>	<u>3</u>	<u>4</u>	<u>5</u>	<u>6</u>	<u>7</u>	<u>8</u>	<u>9</u>		<u>R</u>	<u>H</u>	<u>E</u>
ASU	0	0	0	0	4	0	0	0	0	-	4	5	4
ND	0	4	0	0	3	1	0	1	x	-	9	9	3

W: Gagne (6-3); L: McClellan (7-4); S: None

HR: None

Time: 3:06 Attendance: 2,900 Record: 26-16

HIGHLIGHTS: The Sun Devils stranded 11 runners on base and equaled a season high with four errors in a 9-4 loss to Notre Dame on a chilly evening in South Bend, Ind. The Sun Devils tied the game at 4-4 in the top of the fifth, but gave up three runs in the bottom of the inning after a dropped foul fly with two outs by ASU third baseman Jeff Larish. Fighting Irish reliever J.P. Gagne allowed only two hits in 4.1 scoreless innings to pick up the win. ASU put runners in scoring position in each of the first seven innings, but could only capitalize in the four-run fifth.

GAME 43

SUN DEVILS 14, New Mexico State 2

April 30, 2002 at Hohokam Stadium

	<u>1</u>	<u>2</u>	<u>3</u>	<u>4</u>	<u>5</u>	<u>6</u>	<u>7</u>	<u>8</u>	<u>9</u>		<u>R</u>	<u>H</u>	<u>E</u>
NMSU	0	0	0	1	0	0	0	1	0	-	2	5	1
ASU	3	2	1	0	2	5	1	0	x	-	14	19	1

W: Esposito (7-5); L: Lawrence (4-3); S: None

HR: Cadena 2 (3)

Time: 2:52 Attendance: 1,644 Record: 27-16

HIGHLIGHTS: Filling in for injured right fielder Andre Ethier (broken thumb), freshman Nick Cadena went 3-for-4 with four RBI and two home runs to help lead the Devils to a 14-2 win over NMSU. Starting pitcher Mike Esposito was sharp in allowing only three hits and one unearned run in six innings while striking out 11. Leadoff hitter Steve Garraabrants was 3-for-4 with two doubles and senior catcher Cesar Castillo continued his hot hitting with two more hits.



Sun Devil Baseball 2002

Sun Devil Statistics in Last Three Games (2-1)

Record: 2-1 Home: 1-0 Away: 1-1 Pac-10: 0-0

Date	Opposing team	Score	Player	AVG	GP-GS	AB	R	H	2B	3B	HR	RBI	BB	HBP	SO	SB-ATT
4/24	at Oklahoma	W 7-5	62 Cesar Castillo...	.500	3-2	6	1	3	2	0	0	0	2	0	1	0-0
4/26	at Notre Dame	4-9 L	19 Joel Bocchi.....	.500	2-1	4	1	2	0	0	0	0	1	0	1	0-0
4/30	New Mexico State	W 14-2	6 Ian Kinsler.....	.500	1-0	2	1	1	1	0	0	0	0	0	0	0-0
			11 Jeff Larish.....	.444	3-3	9	4	4	1	0	0	6	2	0	1	0-0
			16 Nick Cadena.....	.429	3-1	7	3	3	0	0	2	4	1	0	2	0-0
			9 Steve Garraabrants	.385	3-3	13	2	5	2	1	0	3	0	0	2	1-1
			2 Dustin Pedroia...	.300	3-3	10	5	3	1	0	0	0	2	1	0	0-0
			3 Sergio Garcia....	.250	2-1	4	1	1	0	0	0	1	1	1	2	2-3
			4 x-Doug Schutt....	.250	2-2	4	1	1	0	0	0	1	2	0	2	2-3
			10 Rod Allen.....	.231	3-3	13	1	3	1	0	0	5	0	0	1	1-1
			8 Jeremy West.....	.200	3-3	10	1	2	0	0	0	1	4	1	4	0-0
			14 Andre Ethier.....	.143	2-2	7	0	1	0	0	0	2	1	0	2	0-1
			17 Ryan McKenna.....	.091	3-3	11	3	1	0	0	0	1	2	1	2	0-0
			27 Bryce Kartler....	.000	1-0	2	0	0	0	0	0	0	0	0	0	0-0
			28 x-Jon Sheaffer...	.000	1-0	1	1	0	0	0	0	0	0	1	0	0-0
			60 Garrett Schoenber	.000	1-0	1	0	0	0	0	0	0	0	0	1	0-0
			39 Tuffy Gosewisch..	.000	1-0	0	0	0	0	0	0	0	0	0	0	0-0
			20 Nick Walsh.....	.000	1-0	0	0	0	0	0	0	0	0	0	0	0-0
			Totals.....	.288	3-3	104	25	30	8	1	2	24	18	5	19	6-9
			Opponents.....	.211	3-3	95	16	20	2	0	2	14	16	2	29	6-9

LOB - Team (28), Opp (20). DPs turned - Team (0), Opp (4). IBB - Team (1), West 1.
Picked off - Garcia 1.

Player	ERA	W-L	APP	GS	CG	SHO/CBO	SV	IP	H	R	ER	BB	SO
23 Mike Esposito....	0.00	1-0	1	1	0	0/0	0	6.0	3	1	0	3	11
12 Ryan Schroyer....	0.00	0-0	1	0	0	0/0	1	1.0	0	0	0	0	1
48 Carlos Arguello..	0.00	0-0	1	0	0	0/0	0	1.0	0	0	0	0	2
59 Aaron Klusman....	0.00	0-0	1	0	0	0/0	0	1.0	0	0	0	2	1
41 Mark Sopko.....	1.42	1-0	2	0	0	0/0	0	6.1	4	2	1	4	2
47 Jered Liebeck....	8.44	0-0	1	1	0	0/0	0	5.1	5	5	5	4	6
13 J.J. Jackson.....	9.00	0-0	1	0	0	0/0	0	1.0	2	1	1	0	1
50 Robbie McClellan.	10.38	0-1	1	1	0	0/0	0	4.1	6	6	5	3	5
27 Bryce Kartler....	99.00	0-0	1	0	0	0/0	0	0.0	0	1	1	0	0
Totals.....	4.50	2-1	3	3	0	0/0	1	26.0	20	16	13	16	29
Opponents.....	6.92	1-2	3	3	0	0/0	0	26.0	30	25	20	18	19

Pickoffs - Team (1), Sopko 1, Opp (1). SBA/ATT - Castillo (4-5), Sopko (1-4), Bocchi (1-2), McClellan (2-2), Jackson (1-1), Esposito (1-1), Liebeck (1-1), Gosewisch (1-1).

x-inactive player

Score by innings	1	2	3	4	5	6	7	8	9	Total
Arizona State	4	2	2	0	6	8	1	2	0	25
Opponents	1	7	0	2	3	1	0	2	0	16

Win-loss breakouts: Day 0-0; Night 2-1; vs Left 0-0; vs Right 2-1;
1-Run games 0-0; 2-Run games 1-0; 5+Run games 1-1; Extra inns 0-0; Shutouts 0-0.
Current streak: Won 1; Longest winning streak: 1; Longest losing streak: 1.
Attendance: Home 1644 (avg 1644); Away 5498 (avg 2749); Total 7142 (avg 2380).



Sun Devil Baseball 2002

Sun Devil Statistics in Pac-10 Play (9-6)

Record: 9-6 Home: 3-3 Away: 6-3 Pac-10: 9-6

Date	Opposing team	Score	Player	AVG	GP-GS	AB	R	H	2B	3B	HR	RBI	BB	HBP	SO	SB-ATT
*3/22	at Arizona	W 9-7	6 Ian Kinsler.....	.500	5-0	2	0	1	0	0	0	2	0	0	0	0-0
*3/23	at Arizona	W 10-6	14 Andre Ethier.....	.397	15-15	58	17	23	5	1	3	20	12	0	5	0-1
*3/24	at Arizona	1-10 L	2 Dustin Pedroia...	.391	15-15	69	12	27	5	1	0	14	4	0	6	2-3
*3/28	Washington	11-14 L	28 Jon Sheaffer.....	.390	12-11	41	13	16	1	1	0	6	5	2	7	4-6
*3/29	Washington	W 8-3	5 Dennis Wyrick....	.381	6-5	21	5	8	2	0	0	3	1	0	5	1-1
*3/30	Washington	W 13-6	9 Steve Garabrants	.353	13-13	51	14	18	3	2	0	12	14	1	12	4-5
*4/5	at Washington State	4-7 L	8 Jeremy West.....	.328	15-15	58	13	19	6	0	5	16	9	3	6	0-0
*4/6	at Washington State	W 13-7	17 Ryan McKenna.....	.310	11-7	29	4	9	1	0	0	5	7	1	3	0-0
*4/7	at Washington State	W 22-4	3 Sergio Garcia....	.300	13-6	20	8	6	0	0	0	1	3	0	2	3-4
*4/12	at UCLA	W 4-3	62 Cesar Castillo...	.286	13-9	35	8	10	3	0	0	8	2	2	6	1-1
*4/13	at UCLA	2-10 L	11 Jeff Larish.....	.280	14-13	50	8	14	1	0	1	7	15	0	7	0-1
*4/14	at UCLA	W 15-2	19 Joel Bocchi.....	.200	6-3	10	1	2	1	0	0	2	0	0	1	0-0
*4/19	California	5-9 L	10 Rod Allen.....	.182	13-10	44	6	8	2	0	1	8	5	1	13	3-3
*4/20	California	W 4-3	4 Doug Schutt.....	.176	12-4	17	7	3	1	0	0	0	6	0	1	1-1
*4/21	California	3-9 L	20 Nick Walsh.....	.167	12-3	18	4	3	0	0	0	3	4	0	4	1-1
			16 Nick Cadena.....	.111	9-3	18	3	2	0	0	1	5	1	0	5	0-0
			39 Tuffy Gosewisch..	.000	7-3	7	1	0	0	0	0	0	0	0	4	0-0
Totals.....				.308	15-15	548	124	169	31	5	11	112	88	10	87	20-27
Opponents.....				.295	15-15	533	100	157	22	0	12	84	61	18	116	24-32

* = Pac-10 Conference game
 # = Bill Kajikawa Baseball Classic
 ^ = Bob Schaefer Memorial Classic

LOB - Team (129), Opp (126). DPs turned - Team (10), Opp (14). IBB - Team (2),
 Larish 1, Allen 1, Opp (2). Picked off - Wyrick 1, Sheaffer 1, McKenna 1.

Player	ERA	W-L	APP	GS	CG	SHO/CBO	SV	IP	H	R	ER	BB	SO
12 Ryan Schroyer....	0.60	3-0	6	0	0	0/0	2	15.0	8	1	1	7	19
48 Carlos Arguello..	2.53	1-0	5	1	0	0/0	0	10.2	14	3	3	2	6
23 Mike Esposito....	4.76	2-2	5	5	1	0/0	0	34.0	39	24	18	6	35
50 Robbie McClellan.	5.02	2-1	5	5	0	0/0	0	28.2	29	19	16	18	19
38 Josh Perrault....	5.40	0-0	4	0	0	0/0	0	5.0	10	3	3	1	4
47 Jered Liebeck....	5.56	0-0	4	1	0	0/0	0	11.1	18	9	7	4	9
41 Mark Sopko.....	6.00	1-0	7	0	0	0/0	0	9.0	9	6	6	4	5
59 Aaron Klusman....	7.36	0-0	4	0	0	0/0	0	3.2	5	4	3	3	5
27 Bryce Kartler....	10.91	0-3	6	3	0	0/0	0	15.2	18	22	19	11	12
13 J.J. Jackson.....	40.50	0-0	4	0	0	0/0	0	2.0	7	9	9	5	2
Totals.....	5.67	9-6	15	15	1	0/0	2	135.0	157	100	85	61	116
Opponents.....	7.40	6-9	15	15	2	0/0	1	135.0	169	124	111	88	87

PB - Team (3), Bocchi 1, Castillo 1, Gosewisch 1, Opp (4). Pickoffs - Team (1),
 Esposito 1, Opp (3). SBA/ATT - Castillo (12-19), Esposito (9-11), Bocchi (8-9),
 McClellan (3-5), Sopko (3-5), Kartler (3-4), Liebeck (3-4), Gosewisch (4-4),
 Klusman (2-2), Schroyer (1-1).

Score by innings	1	2	3	4	5	6	7	8	9	EX	Total
Arizona State	16	11	17	11	8	11	17	15	16	2	124
Opponents	13	7	10	18	10	12	21	7	2	0	100

Win-loss breakouts: Day 5-4; Night 4-2; vs Left 3-1; vs Right 6-5;
 1-Run games 2-0; 2-Run games 1-0; 5+Run games 5-3; Extra inns 2-0; Shutouts 0-0.
 Current streak: Lost 1; Longest winning streak: 3; Longest losing streak: 2.
 Attendance: Home 15286 (avg 2547); Away 9562 (avg 1062); Total 24848 (avg 1656).



Sun Devil Baseball 2002

Sun Devil Statistics in Non-Conference Games (18-10)

Record: 18-10 Home: 17-4 Away: 1-6 Pac-10: 0-0

Date	Opposing team	Score	Player	AVG	GP-GS	AB	R	H	2B	3B	HR	RBI	BB	HBP	SO	SB-ATT
#1/31	Oregon State	W 13-5	11 Jeff Larish.....	.474	6-6	19	7	9	1	2	0	6	4	0	2	0-0
#2/1	Southern Utah	W 12-0	9 Steve Garrabrants	.367	23-23	90	25	33	8	3	2	15	11	6	18	7-10
#2/2	Oral Roberts	W 5-4	8 Jeremy West.....	.351	27-27	97	26	34	9	3	6	33	15	6	23	0-0
#2/3	Southern Utah	W 6-2	28 x-Jon Sheaffer...	.348	26-20	69	18	24	5	0	0	13	9	2	12	4-6
2/8	Tennessee	W 7-4	14 Andre Ethier.....	.343	27-27	102	18	35	9	2	1	22	13	2	13	1-3
2/9	Tennessee	W 8-1	3 Sergio Garcia....	.325	21-11	40	9	13	2	0	0	7	8	3	7	9-10
2/10	Tennessee	W 5-4	2 Dustin Pedroia...	.298	28-28	104	28	31	8	1	1	19	10	5	8	3-4
2/15	at Florida State	4-9 L	5 x-Dennis Wyrick..	.288	19-19	52	6	15	2	0	0	7	5	2	7	2-2
2/16	at Florida State	3-5 L	10 Rod Allen.....	.287	28-28	108	26	31	7	1	4	30	9	6	15	8-9
2/17	at Florida State	4-6 L	62 Cesar Castillo...	.267	13-5	15	3	4	2	0	0	1	6	0	4	1-1
2/22	Cal State Fullerton	2-3 L	4 x-Doug Schutt....	.257	18-10	35	8	9	0	1	0	4	7	0	3	6-7
2/23	Cal State Fullerton	W 9-4	6 Ian Kinsler.....	.241	20-16	54	4	13	2	0	0	7	2	0	9	4-4
2/24	Cal State Fullerton	5-7 L	16 Nick Cadena.....	.235	14-1	17	3	4	0	0	2	6	2	0	5	0-0
3/1	Loyola Marymount	W 15-2	17 Ryan McKenna.....	.216	20-8	37	8	8	2	0	1	8	5	2	12	1-2
3/2	Loyola Marymount	W 7-2	20 Nick Walsh.....	.200	22-10	40	11	8	2	0	0	5	12	6	8	3-3
3/3	Loyola Marymount	W 10-5	19 Joel Bocchi.....	.200	9-4	15	1	3	0	0	0	0	4	0	4	0-0
3/5	New Mexico State	W 10-5	39 Tuffy Gosewisch..	.167	21-9	30	5	5	0	0	0	2	4	0	8	0-0
^3/8	UNLV	W 10-0	27 Bryce Kartler....	.000	2-0	3	0	0	0	0	0	0	0	0	0	0-0
^3/9	St. John's	W 11-1	60 Garrett Schoenber	.000	3-0	3	0	0	0	0	0	0	0	0	1	0-0
^3/10	Oklahoma State	W 7-2														
3/12	at New Mexico State	7-8 L	Totals.....	.300	28-28	930	206	279	59	13	17	185	126	40	159	49-61
3/15	Oklahoma	3-6 L	Opponents.....	.227	28-28	903	123	205	39	2	12	99	121	29	254	41-51
3/16	Oklahoma	W 6-4														
3/17	Oklahoma	5-7 L	LOB - Team (212), Opp (214). DPs turned - Team (25), Opp (35). IBB - Team (2),													
4/1	at UNLV	7-11 L	West 1, Ethier 1, Opp (4). Picked off - Garcia 1, Kinsler 1.													
\$4/24	at Oklahoma	W 7-5														
4/26	at Notre Dame	4-9 L	Player	ERA	W-L	APP	GS	CG	SHO/CBO	SV	IP	H	R	ER	BB	SO
4/30	New Mexico State	W 14-2														

* = Pac-10 Conference game
 # = Bill Kajikawa Baseball Classic
 ^ = Bob Schaefer Memorial Classic
 \$ = Bricktown Ballpark

48	Carlos Arguello..	0.00	0-0	2	0	0	0/0	0	4.0	1	0	0	1	5
38	Josh Perrault....	0.00	0-0	3	1	0	0/1	0	2.1	3	1	0	0	1
42	Josh Smith.....	0.00	0-0	1	0	0	0/1	0	1.0	0	0	0	0	1
54	x-Miguel Sanchez.	2.38	1-0	3	2	0	0/0	0	11.1	9	5	3	4	10
23	Mike Esposito....	2.44	5-3	8	8	1	0/0	0	48.0	44	20	13	14	47
13	J.J. Jackson.....	2.76	3-0	8	0	0	0/0	0	16.1	11	8	5	8	18
12	Ryan Schroyer....	3.29	1-1	12	4	0	0/1	2	27.1	33	12	10	20	39
27	Bryce Kartler....	3.79	2-1	8	6	0	0/0	0	40.1	32	22	17	23	41
50	Robbie McClellan.	4.15	5-3	12	5	2	1/0	1	47.2	40	24	22	23	56
41	Mark Sopko.....	4.91	1-1	12	0	0	0/0	1	18.1	16	12	10	11	11
59	Aaron Klusman....	6.08	0-0	9	0	0	0/1	0	13.1	12	9	9	13	12
47	Jered Liebeck....	6.14	0-1	5	2	0	0/0	1	14.2	14	10	10	4	13
Totals.....		3.64	18-10	28	28	3	2/1	5	244.2	205	123	99	121	254
Opponents.....		6.64	10-18	28	28	0	0/0	7	233.0	279	206	172	126	159

PB - Team (10), Wyrick 5, Gosewisch 3, Bocchi 2, Opp (4). Pickoffs - Team (4), Kartler 2, Sopko 1, Schroyer 1, Opp (2). SBA/ATT - Wyrick (15-19), Gosewisch (15-17), Esposito (10-11), McClellan (10-11), Castillo (7-8), Kartler (6-7), Schroyer (4-6), Sopko (3-6), Bocchi (4-5), Jackson (2-4), Klusman (3-3), Liebeck (2-2), Sanchez (1-1).

x-inactive player

Score by innings	1	2	3	4	5	6	7	8	9	Total
Arizona State	28	25	27	17	25	37	21	24	2	206
Opponents	7	16	18	13	18	9	16	17	9	123

Win-loss breakouts: Day 7-4; Night 11-6; vs Left 6-1; vs Right 12-9;
 1-Run games 2-2; 2-Run games 2-4; 5+Run games 12-2; Extra inns 0-0; Shutouts 2-0.
 Current streak: Won 1; Longest winning streak: 7; Longest losing streak: 4.
 Attendance: Home 47341 (avg 2254); Away 17958 (avg 2565); Total 65299 (avg 2332).



Sun Devil Baseball 2002

2002 Arizona State Team Game-by-Game Hitting Statistics

Batting (All games)

Date	Opponent	AB	R	H	RBI	2B	3B	HR	BB	IBB	SB	CS	HBP	SAC	SF	GDP	K	PO	A	E	Avg
Jan 31, 2002	Oregon State	40	13	18	12	3	1	0	6	0	0	0	2	0	1	1	0	27	8	3	.450
Feb 01, 2002	Southern Utah	33	12	12	11	2	0	1	9	0	2	0	1	0	3	1	4	27	9	0	.411
Feb 02, 2002	Oral Roberts	29	5	9	3	2	0	1	3	0	0	1	0	0	0	3	6	27	14	1	.382
Feb 03, 2002	Southern Utah	31	6	8	4	2	2	0	6	0	3	0	0	0	0	1	3	27	14	1	.353
Feb 08, 2002	Tennessee	29	7	6	7	1	1	0	11	0	3	1	1	0	0	1	6	27	5	2	.327
Feb 09, 2002	Tennessee	35	8	15	8	3	2	1	2	0	1	0	4	0	0	2	4	27	11	0	.345
Feb 10, 2002	Tennessee	29	5	7	5	0	0	0	7	0	3	1	0	0	0	1	3	27	10	3	.332
Feb 15, 2002 at	Florida State	39	4	13	4	5	0	0	1	0	1	0	0	0	0	2	6	24	11	0	.332
Feb 16, 2002 at	Florida State	37	3	13	3	2	0	1	1	0	1	0	0	0	0	3	8	24	10	1	.334
Feb 17, 2002 at	Florida State	32	4	7	4	0	1	1	2	0	0	1	4	1	0	0	7	24	9	2	.323
Feb 22, 2002	Cal State Fullerton	29	2	5	1	0	0	1	2	0	0	0	2	0	0	2	6	27	9	1	.311
Feb 23, 2002	Cal State Fullerton	34	9	11	8	2	0	0	4	0	3	0	1	0	1	0	2	27	9	1	.312
Feb 24, 2002	Cal State Fullerton	35	5	9	3	4	1	1	3	1	1	0	2	0	1	0	4	27	12	2	.308
Mar 01, 2002	Loyola Marymount	38	15	16	13	4	1	0	7	0	3	0	1	2	2	2	5	27	11	3	.317
Mar 02, 2002	Loyola Marymount	31	7	7	5	0	0	1	7	0	2	1	1	0	0	0	8	27	10	0	.311
Mar 03, 2002	Loyola Marymount	33	10	14	10	2	0	1	6	0	0	2	2	1	0	0	4	27	7	2	.318
Mar 05, 2002	New Mexico State	31	10	8	8	1	0	0	3	0	2	0	4	0	1	0	10	27	12	1	.315
Mar 08, 2002	UNLV	24	10	9	9	0	0	2	5	0	3	1	4	0	0	2	1	21	6	0	.317
Mar 09, 2002	St. John's	35	11	11	10	4	0	1	4	0	7	0	1	0	0	1	6	27	12	1	.317
Mar 10, 2002	Oklahoma State	28	7	5	7	2	0	0	9	0	2	0	1	0	0	1	7	27	11	0	.311
Mar 12, 2002 at	New Mexico State	37	7	9	7	4	0	1	3	0	1	1	3	1	0	0	8	26	5	1	.308
Mar 15, 2002	Oklahoma	34	3	8	3	1	0	1	2	0	2	0	1	0	1	0	11	27	7	2	.304
Mar 16, 2002	Oklahoma	35	6	11	5	2	1	0	0	0	1	0	0	0	1	0	4	27	12	0	.305
Mar 17, 2002	Oklahoma	32	5	7	5	2	2	0	3	0	1	0	0	0	1	0	9	27	11	1	.301
Mar 22, 2002 at	*Arizona	32	9	9	7	3	0	0	8	0	1	0	1	1	2	1	7	27	9	1	.300
Mar 23, 2002 at	*Arizona	42	10	15	10	5	0	1	4	0	2	1	0	0	0	0	3	27	16	2	.303
Mar 24, 2002 at	*Arizona	32	1	5	1	0	0	1	1	0	0	0	0	0	0	1	3	24	9	0	.298
Mar 28, 2002	*Washington	40	11	12	10	2	3	1	9	0	2	0	0	0	0	0	4	27	10	1	.298
Mar 29, 2002	*Washington	32	8	9	7	1	0	0	6	0	4	0	1	1	0	1	8	27	12	4	.298
Mar 30, 2002	*Washington	38	13	20	11	3	0	1	7	0	2	2	2	0	1	1	8	27	12	2	.306
Apr 01, 2002 at	UNLV	36	7	11	6	3	0	1	2	0	1	0	0	0	0	1	8	24	12	4	.306
Apr 05, 2002 at	*Washington State	30	4	3	4	1	0	1	7	0	1	0	1	0	0	1	9	24	13	3	.300
Apr 06, 2002 at	*Washington State	40	13	14	12	3	0	1	9	0	1	0	0	0	2	0	2	27	10	3	.302
Apr 07, 2002 at	*Washington State	45	22	21	21	5	0	4	7	0	2	0	0	1	1	2	4	27	8	0	.309
Apr 12, 2002 at	*UCLA	43	4	12	4	0	0	1	1	0	2	1	0	0	0	0	11	33	19	1	.308
Apr 13, 2002 at	*UCLA	33	2	8	2	1	0	0	4	0	0	1	0	0	0	1	3	24	15	2	.306
Apr 14, 2002 at	*UCLA	39	15	14	14	3	1	0	9	0	1	1	3	0	0	1	3	27	11	0	.307
Apr 19, 2002	*California	32	5	8	3	2	1	0	10	0	0	0	1	0	0	4	6	27	9	1	.306
Apr 20, 2002	*California	34	4	10	3	0	0	0	6	2	1	1	1	0	2	0	6	30	12	0	.306
Apr 21, 2002	*California	36	3	9	3	2	0	0	0	0	1	0	0	0	0	0	10	27	16	2	.304
Apr 24, 2002 at	Oklahoma	33	7	6	7	2	0	0	6	1	2	1	0	1	1	0	6	27	15	1	.301
Apr 26, 2002 at	Notre Dame	31	4	5	3	1	1	0	6	0	0	1	4	0	1	2	9	24	10	4	.298
Apr 30, 2002	New Mexico State	40	14	19	14	5	0	2	6	0	4	1	1	0	1	1	4	27	6	1	.303
Totals		1478	330	448	297	90	18	28	214	4	69	19	50	9	23	40	246	1139	459	60	.303



Sun Devil Baseball 2002

2002 Arizona State Team Game-by-Game Pitching Statistics


Pitching (All games)

Date	Opponent	IP	H	R	ER	BB	SO	2B	3B	HR	WP	BK	HBP	DP	IBB	Score	W-L	SV	ERA
Jan 31, 2002	Oregon State	9.0	7	5	4	7	7	2	0	1	1	0	0	1	0	13-5	1-0	0	4.00
Feb 01, 2002	Southern Utah	9.0	3	0	0	4	12	1	0	0	0	0	0	0	0	12-0	2-0	0	2.00
Feb 02, 2002	Oral Roberts	9.0	6	4	3	4	12	1	0	0	1	0	1	1	0	5-4	3-0	0	2.33
Feb 03, 2002	Southern Utah	9.0	6	2	1	2	5	0	0	0	0	0	0	3	0	6-2	4-0	0	2.00
Feb 08, 2002	Tennessee	9.0	10	4	3	4	15	2	0	1	0	0	1	0	0	7-4	5-0	0	2.20
Feb 09, 2002	Tennessee	9.0	7	1	1	0	3	0	0	0	0	0	1	2	0	8-1	6-0	0	2.00
Feb 10, 2002	Tennessee	9.0	6	4	2	8	12	1	0	0	3	0	1	0	1	5-4	7-0	1	2.00
Feb 15, 2002	at Florida State	8.0	15	9	9	8	5	2	0	0	0	1	2	3	0	4-9	7-1	1	2.92
Feb 16, 2002	at Florida State	8.0	8	5	5	4	7	3	0	0	3	0	1	1	0	3-5	7-2	1	3.19
Feb 17, 2002	at Florida State	8.0	7	6	6	4	6	1	0	1	1	0	5	0	0	4-6	7-3	1	3.52
Feb 22, 2002	Cal State Fullerton	9.0	6	3	2	0	7	2	0	0	1	0	1	0	0	2-3	7-4	1	3.38
Feb 23, 2002	Cal State Fullerton	9.0	7	4	3	6	8	1	1	0	3	0	2	1	0	9-4	8-4	1	3.34
Feb 24, 2002	Cal State Fullerton	9.0	8	7	5	4	7	4	0	1	1	0	4	1	1	5-7	8-5	1	3.47
Mar 01, 2002	Loyola Marymount	9.0	8	2	1	3	8	0	0	0	0	1	1	0	0	15-2	9-5	2	3.29
Mar 02, 2002	Loyola Marymount	9.0	3	2	1	8	6	0	0	0	2	0	0	0	0	7-2	10-5	2	3.14
Mar 03, 2002	Loyola Marymount	9.0	8	5	4	7	9	2	0	0	1	0	2	1	0	10-5	11-5	2	3.19
Mar 05, 2002	New Mexico State	9.0	4	5	4	8	10	0	0	1	1	1	0	3	0	10-5	12-5	3	3.24
Mar 08, 2002	UNLV	7.0	4	0	0	0	10	2	0	0	0	0	0	0	0	10-0	13-5	3	3.10
Mar 09, 2002	St. John's	9.0	7	1	0	1	12	1	0	0	0	0	0	1	0	11-1	14-5	3	2.93
Mar 10, 2002	Oklahoma State	9.0	5	2	2	3	12	0	0	0	1	0	1	2	0	7-2	15-5	3	2.88
Mar 12, 2002	at New Mexico State	8.2	10	8	8	5	15	3	0	0	3	0	2	0	1	7-8	15-6	3	3.14
Mar 15, 2002	Oklahoma	9.0	9	6	3	1	13	2	1	1	1	0	1	0	0	3-6	15-7	3	3.13
Mar 16, 2002	Oklahoma	9.0	7	4	4	4	10	1	0	1	0	0	0	0	0	6-4	16-7	4	3.17
Mar 17, 2002	Oklahoma	9.0	13	7	7	6	10	4	0	1	1	0	0	0	0	5-7	16-8	4	3.33
Mar 22, 2002	at *Arizona	9.0	8	7	6	8	6	1	0	0	1	2	1	0	0	9-7	17-8	5	3.44
Mar 23, 2002	at *Arizona	9.0	11	6	3	4	8	2	0	1	2	0	0	1	0	10-6	18-8	6	3.42
Mar 24, 2002	at *Arizona	8.0	10	10	9	7	11	0	0	0	4	3	1	0	0	1-10	18-9	6	3.65
Mar 28, 2002	*Washington	9.0	14	14	14	7	6	2	0	1	2	1	4	1	0	11-14	18-10	6	4.03
Mar 29, 2002	*Washington	9.0	8	3	2	1	17	0	0	0	1	0	2	1	0	8-3	19-10	6	3.96
Mar 30, 2002	*Washington	9.0	9	6	6	3	6	2	0	2	0	0	1	0	0	13-6	20-10	6	4.03
Apr 01, 2002	at UNLV	8.0	11	11	8	4	4	2	0	2	4	3	1	1	1	7-11	20-11	6	4.17
Apr 05, 2002	at *Washington State	8.0	13	7	5	2	3	1	0	0	0	0	1	1	0	4-7	20-12	6	4.22
Apr 06, 2002	at *Washington State	9.0	12	7	5	5	6	2	0	0	0	0	0	0	0	13-7	21-12	6	4.24
Apr 07, 2002	at *Washington State	9.0	12	4	4	3	10	3	0	1	1	0	1	2	0	22-4	22-12	6	4.23
Apr 12, 2002	at *UCLA	11.0	6	3	3	4	10	3	0	0	0	0	1	2	1	4-3	23-12	6	4.17
Apr 13, 2002	at *UCLA	8.0	11	10	8	3	3	1	0	1	1	0	3	0	0	2-10	23-13	6	4.29
Apr 14, 2002	at *UCLA	9.0	5	2	2	6	4	1	0	1	0	1	0	0	0	15-2	24-13	6	4.23
Apr 19, 2002	*California	9.0	12	9	9	0	11	2	0	2	0	0	1	0	0	5-9	24-14	6	4.36
Apr 20, 2002	*California	10.0	13	3	3	4	9	2	0	2	0	0	1	0	1	4-3	25-14	6	4.31
Apr 21, 2002	*California	9.0	13	9	6	4	6	0	0	1	0	0	1	1	0	3-9	25-15	6	4.35
Apr 24, 2002	at Oklahoma	9.0	6	5	5	6	7	1	0	2	0	0	0	0	0	7-5	26-15	7	4.37
Apr 26, 2002	at Notre Dame	8.0	9	9	7	5	7	1	0	0	3	1	2	0	0	4-9	26-16	7	4.44
Apr 30, 2002	New Mexico State	9.0	5	2	1	5	15	0	0	0	1	0	0	0	0	14-2	27-16	7	4.36
Totals		379.2	362	223	184	182	370	61	2	24	44	14	47	30	6	330-223	27-16	7	4.36

* = Pac-10 game



Sun Devil Baseball 2002 -- Game by Game Statistics



AB-R-H-RBI Breakdown for Arizona State (as of May 03, 2002)
(All games)

Opponent	Date	#10 ALLEN	#19 BOCCHI	#16 CADENA	#62 CASTILLO	#14 ETHIER	#3 GARCIA	#9 GARRABRA	#39 GOSEWISC	#6 KINSLER	#11 LARISH	#17 MCKENNA	#2 PEDROIA	#4 SCHUTT	#28 SHEAFER	#20 WALSH	#8 WEST	#5 WYRICK
OSU	Jan 31	4-2-2-1	..Def..	1-0-0-0	4-2-3-4	1-0-1-0	3-3-3-0	4-0-0-0	5-0-1-1Def..	4-3-2-1	1-0-0-0	3-1-1-0	1-0-1-0	4-2-2-4	5-0-2-1
SUU	Feb 01	2-2-0-0	1-0-1-0	1-0-0-0	0-0-0-0	4-1-1-1	1-0-0-0	4-2-1-0	3-0-0-0	3-0-2-2	1-0-0-0	4-2-2-2	1-0-0-0	1-1-0-0	1-0-1-0	3-4-3-4	2-0-1-2
ORU	Feb 02	4-1-2-1	3-1-1-0	4-1-2-0	2-0-0-0	3-1-0-0	4-0-2-1	3-1-2-1	3-0-0-0	3-0-0-0
SUU	Feb 03	4-1-1-2Def..	2-0-1-0	2-0-0-0	4-3-2-0	2-0-0-0	4-0-1-0Def..	4-1-1-1	2-1-1-0	2-0-0-0	1-0-0-0	3-0-1-1	1-0-0-0
UT	Feb 08	2-2-1-0	4-1-0-2	..Def..	5-1-2-0	4-1-1-0	3-0-1-2	0-0-0-1	3-0-0-0	2-1-1-1	3-1-0-1	3-0-0-0
UT	Feb 09	4-2-2-0	1-0-0-0	5-1-3-2	5-2-2-1	1-0-0-0	4-0-0-1	0-0-0-0	5-1-3-1	1-0-0-0	3-1-1-0	1-0-0-0	3-1-2-3	2-0-2-0
UT	Feb 10	3-0-0-0	3-0-0-0	4-1-3-1	3-1-1-0	4-1-1-2	4-0-1-1	3-0-0-1	3-2-1-0	..Def..	2-0-0-0
FSU	Feb 15	5-1-1-1	..Def..	1-0-1-1	4-0-3-0	..Def..	5-1-1-0	2-0-0-0	3-0-1-0	1-1-1-0	4-1-2-0	1-0-0-0	3-0-1-0	1-0-0-0	5-0-1-1	4-0-1-1
FSU	Feb 16	4-0-1-0	2-0-0-0	1-0-0-0	3-0-2-0	5-1-2-1	..Def..	4-0-2-0	3-0-0-0	4-0-0-0	2-1-1-0	..Def..	1-0-1-2	4-0-2-0	4-1-2-0
FSU	Feb 17	5-1-2-2	2-0-1-1	4-1-1-1	4-0-0-0	..Def..	4-0-1-0	2-0-0-0	4-0-2-0	5-1-0-0	2-1-0-0
CSF	Feb 22	3-0-0-0	4-0-0-0	..Def..	3-1-1-0	..Def..	2-0-1-0	1-0-0-0	3-0-0-0	3-0-0-0	3-0-1-0	1-0-0-0	3-1-1-1	3-0-1-0
CSF	Feb 23	3-1-1-2	5-1-2-0	..Def..	4-0-0-0	..Def..	3-1-1-0	3-1-1-1	5-1-1-1	3-1-1-2	4-1-2-1	4-2-2-1
CSF	Feb 24	4-0-0-0	1-0-0-0	..Def..	4-0-2-1	..Def..	4-1-2-0	..Def..	2-0-0-1	4-1-1-0	4-0-0-0	4-1-2-0	1-0-0-0	4-2-2-1	3-0-0-0
LMU	Mar 01	3-0-1-0	2-0-0-0	..Def..	5-3-3-0	2-0-1-0	5-1-3-2	1-1-1-1	1-1-0-0	2-0-1-2	4-2-0-2	1-0-0-2	3-2-2-4	1-0-1-0	5-2-2-0	2-3-1-0
LMU	Mar 02	5-1-1-3	3-1-1-0	3-1-2-1	2-0-1-0	4-0-0-0	4-0-1-1	4-1-1-0	2-2-0-0	2-1-0-0	2-0-0-0
LMU	Mar 03	4-2-1-1	5-0-2-2	3-1-1-0	4-2-2-2	1-1-1-0	5-1-1-0	3-1-1-0	2-1-1-0	4-1-2-4	2-0-2-1
NMSU	Mar 05	5-1-1-1	3-1-0-0	3-2-2-1	2-1-0-2	3-1-1-1	3-1-1-1	4-2-2-1	3-1-1-1	4-0-0-0	1-0-0-0
UNLV	Mar 08	4-2-2-1	3-1-1-0	1-2-0-0	3-0-1-1	1-1-0-0	..Def..	3-2-2-2	..Def..	3-0-1-0	2-1-0-1	4-1-2-4
SJU	Mar 09	5-2-2-0Def..	4-1-2-5	4-0-2-1	1-0-0-0	3-0-0-0	1-1-1-1	4-2-1-1	2-0-0-0	1-1-1-2	3-2-1-0	3-2-1-0	3-0-0-0
OKST	Mar 10	3-1-1-3	0-0-0-1	2-1-0-0	4-0-0-0	2-1-0-1	2-0-0-0	1-1-1-0	3-1-2-1	3-1-0-0	3-1-1-1	3-0-0-0	2-0-0-0
NMSU	Mar 12	5-1-2-4	1-0-0-0	3-0-0-0	4-0-0-0	5-1-2-2Def..	..Def..	3-1-1-0	5-1-1-0	2-1-1-0	2-0-1-0	2-2-0-0	5-0-1-1
OU	Mar 15	4-0-0-0	1-0-0-0	3-0-1-0	3-0-1-0	1-0-0-0	2-0-1-0	1-0-0-0	3-1-2-1	5-0-0-0	4-0-0-0	4-2-2-1	3-0-1-1
OU	Mar 16	4-2-2-0	1-0-0-0	..Def..	4-0-0-0	4-0-1-1	3-0-0-0	4-1-3-0	3-0-0-1	4-1-1-0	4-1-2-2	4-1-2-1
OU	Mar 17	3-0-1-2	4-0-0-0	3-2-1-1	2-0-0-0	3-0-1-0	4-0-0-0	4-0-0-0	2-1-2-0	1-1-1-0	2-0-0-0	4-1-1-2
ARIZ	Mar 22	4-0-0-0	1-0-0-0	1-0-0-0	3-2-1-3	2-0-0-0	3-2-1-0	2-0-0-0	..Def..	2-1-0-0	1-0-0-0	5-1-4-0	..Def..	3-0-1-2	1-0-0-1	4-2-2-1	..Def..
ARIZ	Mar 23	5-0-0-0	3-1-1-0	1-0-0-0	..Def..	5-3-4-2	3-1-1-0	6-1-1-0	..Def..	1-0-0-1	0-0-0-0	5-0-2-2	4-1-1-2	1-0-1-0	3-2-1-1	5-1-3-2
ARIZ	Mar 24	4-1-2-1	3-0-0-0	1-0-0-0	4-0-0-0	1-0-0-0Def..	3-0-1-0	4-0-1-0	3-0-0-0	..Def..	3-0-0-0	2-0-0-0	4-0-1-0
WASH	Mar 28	4-1-0-0Def..	2-2-1-0	..Def..	5-1-2-2	3-1-0-0	5-1-0-0	5-2-3-2	0-0-0-0	5-0-3-1	1-0-0-1	6-2-3-4	4-1-0-0
WASH	Mar 29	5-0-1-1	2-0-1-2	2-2-1-2	1-0-0-0	3-1-1-0	1-0-0-0	3-0-0-0	1-0-0-0	4-0-1-2	..Def..	3-2-2-0	0-0-0-0	3-0-0-0	4-2-2-0
WASH	Mar 30	5-1-2-1	4-2-3-3	3-2-1-0	6-1-4-3	4-1-3-2	3-2-0-0	4-1-2-0	4-2-2-1	5-1-3-1
UNLV	Apr 01	3-0-1-1Def..	2-1-0-0	4-0-1-0	5-1-1-0	3-2-1-0	1-1-1-1	5-1-2-2	1-0-1-0	4-0-0-0	1-0-0-0	4-1-3-2	3-0-0-0
WSU	Apr 05	3-1-0-1	3-0-0-0	2-0-0-1	2-2-2-0	3-0-0-0	5-0-0-0	1-0-0-0	4-0-0-0	1-0-0-0	3-1-1-2	3-0-0-0
WSU	Apr 06	1-0-0-0	4-1-1-0	4-1-1-2	..Def..	5-2-2-2	4-2-2-0	5-0-2-3	5-0-2-1	2-1-0-0	1-1-1-0	4-3-1-1	5-2-2-3
WSU	Apr 07	1-1-1-2	1-0-0-0	6-1-1-3	4-3-3-2	4-5-3-5	1-1-0-0	4-1-1-1	..Def..	..Def..	4-1-1-2	5-1-2-2	5-2-3-2	0-0-0-0	3-4-3-0	1-0-0-0	6-2-3-2
UCLA	Apr 12	5-0-2-1	2-0-0-0	4-0-0-0	5-0-1-1	..Def..	4-2-1-0	5-1-4-2	3-0-1-0	5-1-2-0	5-0-1-0	5-0-0-0
UCLA	Apr 13	2-0-0-0	3-0-0-0	3-0-0-0	4-0-2-0	3-1-0-0	5-0-2-2	4-0-0-0	0-0-0-0	4-1-2-0	1-0-0-0	1-0-1-0	3-0-1-0
UCLA	Apr 14	1-1-1-2	1-0-0-0	3-3-2-3	6-0-2-2	1-1-1-1	4-1-2-4	..Def..	1-0-1-1	3-1-0-0	3-3-1-0	5-1-1-0	1-1-1-0	3-3-2-1	3-0-0-0	4-0-0-0
CAL	Apr 19	2-0-0-0	4-0-1-1	4-1-3-0	3-2-2-0	..Def..	2-0-0-0	4-0-1-0	5-0-1-2	3-1-0-0	2-1-0-0	3-0-0-0
CAL	Apr 20	4-1-1-0	3-0-1-1	4-0-0-0	1-1-1-0	3-0-1-0	4-0-1-0	3-0-0-0	5-2-2-0	5-0-1-0	2-0-2-2
CAL	Apr 21	4-0-0-0	..Def..	1-0-0-0	4-0-1-1	4-1-2-0	4-0-1-1	2-0-0-0	4-0-1-0	1-0-1-0	4-1-1-1	4-1-1-0	1-0-0-0	3-0-1-0
OU	Apr 24	4-0-1-3	3-1-1-0	1-0-0-0	..Def..	5-0-1-2	..Def..	5-0-0-0	4-2-1-1	3-1-0-0	3-2-2-0	2-1-0-1	3-0-0-0
ND	Apr 26	4-0-0-0	2-0-0-0	3-1-1-0	2-0-0-0	4-0-2-1	3-0-1-2	3-1-0-0	4-0-0-0	2-0-1-0	1-1-0-0	3-1-0-0
NMSU	Apr 30	5-1-2-2	1-0-1-0	4-3-3-4	3-0-2-0	4-1-1-1	4-2-3-2	..Def..	2-1-1-0	2-2-2-3	5-1-1-1	3-3-1-0Def..	4-0-2-1

Schedule Legend:


OSU: Oregon State
SUU: Southern Utah
ORU: Oral Roberts
UT: Tennessee
FSU: Florida State
CSF: Cal State Fullerton
LMU: Loyola Marymount

WASH: Washington
NMSU: New Mexico State
SJU: St. John's
OKST: Oklahoma State
OU: Oklahoma
ARIZ: Arizona
CAL: California

ND: Notre Dame



Sun Devil Baseball 2002 -- Game by Game Statistics




IP-H-R-ER-BB-SO Breakdown for Arizona State (as of May 03, 2002)
(All games)

Opponent	Date	#48 ARGUELLO	#23 ESPOSITO	#13 JACKSON	#27 KARTLER	#59 KLUSMAN	#47 LIEBECK	#50 MCCLELLAN
Oregon State	Jan 31	5.0- 6- 4- 4- 3- 3*	3.0- 1- 1- 0- 4- 3
Southern Utah	Feb 01	1.0- 0- 0- 0- 1- 0
Oral Roberts	Feb 02	5.0- 4- 4- 3- 2- 6*	4.0- 2- 0- 0- 2- 6
Southern Utah	Feb 03	1.2- 0- 0- 0- 1- 0	1.1- 1- 0- 0- 0- 1
Tennessee	Feb 08	0.0- 1- 0- 0- 0- 0	3.1- 2- 0- 0- 1- 7
Tennessee	Feb 09	9.0- 7- 1- 1- 0- 3*
Tennessee	Feb 10	6.2- 2- 1- 0- 6- 9*	1.0- 1- 0- 0- 1- 2
Florida State	Feb 15	1.0- 4- 3- 3- 1- 0
Florida State	Feb 16	3.0- 1- 0- 0- 1- 3	3.0- 5- 4- 4- 3- 1*	2.0- 2- 1- 1- 0- 3
Florida State	Feb 17	6.1- 3- 3- 3- 3- 6	1.0- 4- 3- 3- 1- 0
Cal State Fullerto	Feb 22	6.0- 5- 3- 2- 0- 4*	3.0- 1- 0- 0- 0- 3
Cal State Fullerto	Feb 23	3.1- 3- 3- 2- 2- 4
Cal State Fullerto	Feb 24	5.1- 5- 5- 3- 2- 3*	1.0- 0- 0- 0- 1- 2	2.2- 3- 2- 2- 1- 2
Loyola Marymount	Mar 01	6.0- 5- 1- 0- 3- 6*	3.0- 3- 1- 1- 0- 2
Loyola Marymount	Mar 02	9.0- 3- 2- 1- 8- 6*
Loyola Marymount	Mar 03	6.1- 4- 3- 2- 4- 5*	1.0- 2- 1- 1- 2- 1
New Mexico State	Mar 05	3.0- 0- 0- 0- 2- 4	0.0- 0- 1- 1- 3- 0
UNLV	Mar 08	7.0- 4- 0- 0- 0- 10*
St. John's	Mar 09	7.0- 6- 1- 0- 1- 9*
Oklahoma State	Mar 10	3.0- 1- 0- 0- 0- 3	5.0- 4- 2- 2- 3- 6*
New Mexico State	Mar 12	3.2- 5- 4- 4- 2- 5	2.0- 2- 1- 1- 0- 2*	2.1- 2- 2- 2- 0- 6
Oklahoma	Mar 15	6.0- 7- 5- 2- 1- 10*	3.0- 2- 1- 1- 0- 3
Oklahoma	Mar 16	8.0- 7- 4- 4- 3- 8*
Oklahoma	Mar 17	5.2- 10- 3- 3- 3- 6*
Arizona	Mar 22	1.0- 1- 0- 0- 0- 0	1.1- 2- 3- 2- 2- 1	3.2- 4- 4- 4- 5- 1*
Arizona	Mar 23	6.0- 7- 4- 1- 2- 5*	1.0- 3- 2- 2- 1- 2
Arizona	Mar 24	4.0- 7- 8- 7- 5- 5*	0.2- 0- 0- 0- 0- 2	2.1- 1- 1- 1- 2- 4
Washington	Mar 28	1.1- 2- 1- 1- 1- 1	0.0- 1- 3- 3- 2- 0	0.0- 1- 2- 2- 0- 0	1.2- 1- 1- 1- 1- 2	6.0- 7- 4- 4- 2- 3*
Washington	Mar 29	9.0- 8- 3- 2- 1- 17*
Washington	Mar 30	3.1- 5- 2- 2- 0- 1*	1.0- 1- 2- 2- 1- 0
UNLV	Apr 01	0.0- 1- 2- 1- 0- 0	3.0- 3- 3- 3- 0- 2	3.0- 4- 4- 4- 3- 1*
Washington State	Apr 05	6.0- 10- 6- 4- 2- 3*
Washington State	Apr 06	3.1- 3- 5- 4- 3- 2*	2.1- 3- 1- 0- 1- 1
Washington State	Apr 07	2.0- 3- 0- 0- 0- 2	7.0- 9- 4- 4- 3- 8*
UCLA	Apr 12	7.0- 5- 3- 3- 1- 5*
UCLA	Apr 13	4.1- 3- 5- 4- 2- 1*	0.0- 2- 0- 0- 0- 0	3.2- 6- 5- 4- 1- 2
UCLA	Apr 14	8.0- 4- 2- 2- 6- 4*
California	Apr 19	6.0- 9- 8- 8- 0- 5*	1.0- 1- 1- 1- 0- 3
California	Apr 20	3.0- 3- 0- 0- 1- 2	3.0- 8- 2- 2- 0- 2*
California	Apr 21	0.0- 2- 2- 2- 1- 0	3.0- 3- 1- 1- 1- 1	4.0- 5- 5- 2- 2- 3*
Oklahoma	Apr 24	5.1- 5- 5- 5- 4- 6*
Notre Dame	Apr 26	0.0- 0- 1- 1- 0- 0	4.1- 6- 6- 5- 3- 5*
New Mexico State	Apr 30	1.0- 0- 0- 0- 0- 2	6.0- 3- 1- 0- 3- 11*	1.0- 2- 1- 1- 0- 1	1.0- 0- 0- 0- 2- 1



Sun Devil Baseball 2002 -- Game by Game Statistics



IP-H-R-ER-BB-SO Breakdown for Arizona State (as of May 03, 2002)
(All games)

Opponent	Date	#38 PERRAULT	#54 SANCHEZ	#12 SCHROYER	#42 SMITH	#41 SOPKO
Oregon State	Jan 31					1.0- 0- 0- 0- 0- 1
Southern Utah	Feb 01	0.1- 0- 0- 0- 0- 0		6.2- 3- 0- 0- 3-11*	1.0- 0- 0- 0- 0- 1	
Oral Roberts	Feb 02					
Southern Utah	Feb 03		5.1- 5- 2- 1- 1- 4*			0.2- 0- 0- 0- 0- 0
Tennessee	Feb 08			5.2- 7- 4- 3- 3- 8*		
Tennessee	Feb 09					
Tennessee	Feb 10					1.1- 3- 3- 2- 1- 1
Florida State	Feb 15		2.0- 2- 0- 0- 1- 1	3.1- 8- 5- 5- 5- 3*		1.2- 1- 1- 1- 1- 1
Florida State	Feb 16					
Florida State	Feb 17	0.2- 0- 0- 0- 0- 0*				
Cal State Fullerton	Feb 22					
Cal State Fullerton	Feb 23			4.0- 3- 1- 1- 4- 3*		1.2- 1- 0- 0- 0- 1
Cal State Fullerton	Feb 24					
Loyola Marymount	Mar 01					
Loyola Marymount	Mar 02					
Loyola Marymount	Mar 03			1.0- 2- 1- 1- 1- 3		0.2- 0- 0- 0- 0- 0
New Mexico State	Mar 05		4.0- 2- 3- 2- 2- 5*			2.0- 2- 1- 1- 1- 1
UNLV	Mar 08					
St. John's	Mar 09			1.0- 0- 0- 0- 0- 2		1.0- 1- 0- 0- 0- 1
Oklahoma State	Mar 10			1.0- 0- 0- 0- 0- 3		
New Mexico State	Mar 12			0.2- 0- 0- 0- 2- 2		0.0- 1- 1- 1- 1- 0
Oklahoma	Mar 15					
Oklahoma	Mar 16			1.0- 0- 0- 0- 1- 2		
Oklahoma	Mar 17			1.1- 0- 0- 0- 0- 1		2.0- 3- 4- 4- 3- 3
Arizona	Mar 22			1.0- 0- 0- 0- 0- 3		2.0- 1- 0- 0- 1- 1
Arizona	Mar 23			2.0- 1- 0- 0- 1- 1		
Arizona	Mar 24	1.0- 2- 1- 1- 0- 0				
Washington	Mar 28					0.0- 2- 3- 3- 1- 0
Washington	Mar 29					
Washington	Mar 30			2.0- 1- 0- 0- 1- 4		2.2- 2- 2- 2- 1- 1
UNLV	Apr 01	1.1- 3- 1- 0- 0- 1		0.2- 0- 1- 0- 1- 0		
Washington State	Apr 05					2.0- 3- 1- 1- 0- 0
Washington State	Apr 06	0.1- 3- 1- 1- 1- 0		3.0- 3- 0- 0- 0- 3		
Washington State	Apr 07					
UCLA	Apr 12			4.0- 1- 0- 0- 3- 5		
UCLA	Apr 13					
UCLA	Apr 14					1.0- 1- 0- 0- 0- 0
California	Apr 19	2.0- 2- 0- 0- 0- 3				
California	Apr 20			3.0- 2- 1- 1- 2- 3		1.0- 0- 0- 0- 1- 2
California	Apr 21	1.2- 3- 1- 1- 0- 1				0.1- 0- 0- 0- 0- 1
Oklahoma	Apr 24			1.0- 0- 0- 0- 0- 1		2.2- 1- 0- 0- 2- 0
Notre Dame	Apr 26					3.2- 3- 2- 1- 2- 2
New Mexico State	Apr 30					



Sun Devil Baseball 2002

Position Players 2002 Single Game and Career Highs

#2 Dustin Pedroia, INF (Woodland, Calif.)

Category	2002 Best	Career Best (last)
At Bats	5 - 12x (CAL; 4/20)	Same
Runs	3 - 2x (NMSU; 4/30)	Same
Hits	4 (ARIZ; 3/22)	Same
RBI	2 - 9x (CAL; 4/19)	Same
BB	2 (WASH; 3/30)	Same
SB	1 - 3x (SJU; 3/9)	Same
2B	1 - 12x (WSU; 4/7)	Same
HR	1 (UNLV; 3/8)	Same
Hit Streak	7 games	Same

#3 Sergio Garcia, INF (Paramount, Calif.)

Category	2002 Best	Career Best (last)
At Bats	5 (NMSU; 3/12)	6 - 2x (Centenary; 4/29/01)
Runs	2 - 3x (WASH; 3/30)	3 (Centenary; 4/29/01)
Hits	2 - 4x (Cal; 4/21)	4 (Centenary; 4/29/01)
RBI	2 (NMSU; 3/12)	4 - 2x (Centenary; 4/29/01)
BB	1 - 3x (LMU; 3/3)	2 - 2x (TAMU; 5/19/01)
SB	2 - 3x (NMSU; 4/30)	2 - 3x (NMSU; 4/30)
2B	1 - 2x (NMSU; 3/12)	1 - 13x (NMSU; 3/12/02)
HR	None	1 - 4x (Texas; 5/17/01)
Hit Streak	4 games	11 games

*Career Best includes totals from 2001 Season at Oklahoma

#4 Doug Schutt, OF (Gilbert, Ariz.)

Category	2002 Best	Career Best (last)
At Bats	5 - 2x (CAL; 4/20)	6 - 2x (Wofford; 4/22/01)
Runs	2 - 2x (WASH; 3/30)	4 (Wofford; 4/21/01)
Hits	2 (OKLA; 3/17)	4 (ETSU; 5/11/01)
RBI	2 (LMU; 3/1)	3 (VMI; 3/11/01)
BB	3 (WASH; 3/30)	3 - 2x (WASH; 3/30/02)
SB	2 - 2x (OKLA; 4/24)	3 (NC A&T; 4/2/01)
2B	1 (UCLA; 4/14)	1 - 10x (UCLA; 4/14/02)
HR	None	1 - 2x (ETSU; 5/10/01)
Hit Streak	1 game	8 games

*Career Best includes totals from 2001 Season at UNC Greensboro

#5 Dennis Wyrick, C/3B (Azusa, Calif.)

Category	2002 Best	Career Best (last)
At Bats	5 - 3x (WASH; 3/30)	5 - 10x (WASH; 3/30/02)
Runs	3 (LMU; 3/1)	3 - 2x (LMU; 3/1/02)
Hits	3 - 2x (WASH; 3/30)	4 (UCLA; 4/20/00)
RBI	2 - 2x (ARIZ; 3/23)	3 - 3x (Oklahoma; 4/18/01)
BB	2 - 2x (LMU; 3/1)	3 (Cal; 3/25/00)
SB	1 - 2x (LMU; 3/1)	1 - 6x (LMU; 3/1/02)
2B	2 (ARIZ; 3/23)	Same
HR	None	None
Hit Streak	5 games	9 games

#6 Ian Kinsler, INF (Tucson, Ariz.)

Category	2002 Best	Career Best (last)
At Bats	5 (OSU; 1/31)	Same
Runs	1 (ORU; 2/2)	Same
Hits	2 - 2x (FSU; 2/16)	Same
RBI	2 - 2x (TENN; 2/8)	Same
BB	None	None
SB	1 - 2x (FSU; 2/16)	Same
2B	1 - 2x (NMSU; 4/30)	Same
HR	None	None

#8 Jeremy West, 1B (Las Vegas, Nev.)

Category	2002 Best	Career Best (last)
At Bats	6 (WASH; 3/28)	6 - 2x (WASH; 3/28/02)
Runs	4 (SUU; 2/1)	4 - 2x (SUU; 2/1/02)
Hits	3 - 2x (UNLV; 4/1)	4 - 2x (WSU; 4/12/01)
RBI	4 - 5x (WASH; 3/28)	4 - 6x (WASH; 3/28)
BB	2 - 4x (OKLA; 4/24)	2 - 10x (OKLA; 4/24/02)
SB	None	2 (SUU; 2/1/01)
2B	2 (OSU; 1/31)	Same
HR	1 - 10x (WSU; 4/6)	1 - 16x (WSU; 4/06/02)
Hit Streak	8 games	8 games

#9 Steve Garrabrants, 2B/DH (Phoenix, Ariz.)

Category	2002 Best	Career Best (last)
At Bats	6 (ARIZ; 3/23)	6 - 3x (ARIZ; 3/23/02)
Runs	3 - 2x (SUU; 2/3)	3 - 3x (SUU; 2/3/02)
Hits	3 - 3x (NMSU; 4/30)	3 - 6x (LMU; 3/1/02)
RBI	4 (UCLA; 4/14)	Same
BB	2 - 5x (CAL; 4/19)	4 (Tennessee; 5/1/01)
SB	2 (WASH; 3/29)	2 - 5x (WASH; 3/29/02)
2B	2 - 2x (NMSU; 4/30)	2 - 2x (NMSU; 4/30/02)
HR	1 - 2x (FSU; 2/16)	Same
Hit Streak	9 games	11 games

#10 Rod Allen, OF (Phoenix, Ariz.)

Category	2002 Best	Career Best (last)
At Bats	5 - 7x (UCLA; 4/12)	5 - 19x (UCLA; 4/12/02)
Runs	2 - 5x (LMU; 3/3)	4 (NMSU; 4/17/01)
Hits	2 - 10x (NMSU; 4/30)	4 (NMSU; 4/17/01)
RBI	4 (NMSU; 3/12)	5 - 2x (Texas Tech; 5/25/01)
BB	2 - 4x (WASH; 3/28)	2 - 6x (WASH; 3/28)
SB	2 - 2x (SJU; 3/9)	2 - 2x (SJU; 3/9/02)
2B	1 - 9x (OKLA; 4/24)	2 (Duke; 2/10/01)
HR	1 - 5x (ARIZ; 3/24)	1 - 11x (ARIZ; 3/24/02)
Hit Streak	8 games	17 games

#11 Jeff Larish, 3B (Tempe, Ariz.)

Category	2002 Best	Career Best (last)
At Bats	6 (WASH; 3/30)	Same
Runs	2 - 2x (WSU; 4/6)	Same
Hits	4 - 2x (UCLA; 4/12)	Same
RBI	3 - 2x (NMSU; 4/30)	Same
BB	3 - 2x (CAL; 4/19)	Same
SB	None	None
2B	1 - 2x (NMSU; 4/30)	Same
HR	1 (UCLA; 4/12)	Same
Hit Streak	2 games	Same

#14 Andre Ethier, OF/1B (Phoenix, Ariz.)

Category	2002 Best	Career Best (last)
At Bats	5 - 7x (UCLA; 4/12)	Same
Runs	5 (WSU; 4/7)	Same
Hits	4 (ARIZ; 3/23)	Same
RBI	5 - 2x (WSU; 4/7)	Same
BB	3 (WASH; 3/28)	Same
SB	1 (CSF; 2/23)	Same
2B	1 - 13x (CAL; 4/19)	Same
HR	2 (WSU; 4/7)	Same
Hit Streak	5 games	Same



Sun Devil Baseball 2002

Hitters/Pitchers Single-Game Career and 2001 Highs

#16 Nick Cadena, INF/OF (Glendale, Ariz.)

Category	2002 Best	Career Best (last)
At Bats	6 (WSU; 4/7)	Same
Runs	3 (NMSU; 4/30)	Same
Hits	3 (NMSU; 4/30)	Same
RBI	4 (NMSU; 4/30)	Same
BB	1 (WASH; 3/29)	Same
SB	None	None
2B	None	None
HR	2 (NMSU; 4/30)	Same
Hit Streak	1 game	Same

#17 Ryan McKenna, OF (Elgin, Ill.)

Category	2002 Best	Career Best (last)
At Bats	5 - 3x (NMSU; 4/30)	6 (Tenn; 5/2/01)
Runs	3 (UCLA; 4/14)	Same
Hits	2 - 2x (WSU; 4/7)	2 - 6x (WSU; 4/7/02)
RBI	3 (WSU; 4/6)	Same
BB	1 - 4x (ND; 4/26)	2 - 2x (Nevada; 5/16/01)
SB	1 (OKST; 3/10)	1 - 3x (OKST; 3/10/02)
2B	1 - 3x (WSU; 3/6)	1 - 4x (WSU; 4/6)
HR	1 (UNLV; 4/1)	Same
Hit Streak	4 games	4 games

#19 Joel Bocchi, C (Phoenix, Ariz.)

Category	2002 Best	Career Best (last)
At Bats	4 (OKLA; 3/17)	Same
Runs	1 - 2x (OKLA; 4/24)	Same
Hits	1 - 3x (OKLA; 4/24)	Same
RBI	2 (WASH; 3/29)	Same
BB	1 (SUU; 2/1)	Same
SB	None	None
2B	1 (ARIZ; 3/23)	Same
HR	None	None
Hit Streak	1 game	Same

#20 Nick Walsh, OF/DH (Alamo, Calif.)

Category	2002 Best	Career Best (last)
At Bats	5 (FSU; 2/17)	5 - 5x (FSU; 2/17/02)
Runs	3 (WSU; 4/6)	4 (Tenn; 5/2/01)
Hits	1 - 8x (WSU; 4/6)	3 - 3x (UW; 5/14/01)
RBI	2 (FSU; 2/16)	2 - 5x (UW; 5/14/01)
BB	3 (LMU; 3/2)	4 (UCLA; 5/19/01)
SB	1 - 2x (UNLV; 3/8)	1 - 4x (UNLV; 3/8/02)
2B	1 - 2x (SJU; 3/9)	2 (Tenn; 5/2/01)
HR	None	1 (WSU; 4/13/01)
Hit Streak	2 games	3 games

#28 Jon Sheaffer, OF (Mesa, Ariz.)

Category	2002 Best	Career Best (last)
At Bats	5 - 3x (UCLA; 4/12)	Same
Runs	4 (WSU; 4/7)	Same
Hits	3 - 2x (WSU; 4/7)	3 - 3x (WSU; 4/7/02)
RBI	4 (LMU; 3/1)	Same
BB	2 (TENN; 2/8)	Same
SB	2 (TENN; 2/8)	Same
2B	1 - 5x (SJU; 3/9)	1 - 5x (SJU; 3/9/02)
HR	None	None
Hit Streak	13 games	Same

#39 Tuffy Gosewisch, C (Scottsdale, Ariz.)

Category	2002 Best	Career Best (last)
At Bats	4 (OSU; 1/31)	Same
Runs	1 - 4x (NMSU; 3/5)	Same
Hits	1 - 5x (NMSU; 3/5)	Same
RBI	1 - 2x (NMSU; 3/5)	None
BB	2 (UNLV; 3/8)	Same
SB	None	None
2B	None	None
HR	None	None
Hit Streak	4 games	Same

#62 Cesar Castillo, C (Yuma, Ariz.)

Category	2002 Best	Career Best (last)
At Bats	4 - 2x (CAL; 4/19)	Same
Runs	3 - 2x (UCLA; 4/14)	Same
Hits	3 - 2x (UCLA; 4/14)	Same
RBI	3 (UCLA; 4/14)	3 - 2x (UCLA; 4/14/02)
BB	1 - 3x (UCLA; 4/14)	1 - 4x (UCLA; 4/14/01)
SB	1 - 2x (WSU; 4/7)	Same
2B	1 - 5x (NMSU; 4/30)	Same
HR	None	None

#12 Ryan Schroyer, RHP (Casa Grande, Ariz.)

Category	2002 Best	Career Best (last)
Innings	6.2 (SUU; 2/1)	Same
Runs Allowed	5 (FSU; 2/15)	6 (USC; 4/6)
ER Allowed	5 (FSU; 2/15)	6 (USC; 4/6/01)
K's	11 (SUU; 2/1)	Same
BB	5 (FSU; 2/15)	5 (ORU; 4/19/01)
Hits Allowed	8 (FSU; 2/15)	same
WP	1 (UNLV; 4/1)	1 - 2x (UNLV; 4/1/02)
HBP	1 (FSU; 2/15)	1 (5 times)

#13 J.J. Jackson, RHP (Chandler, Ariz.)

Category	2002 Best	Career Best (last)
Innings	3.1 (CSF; 2/23)	Same
Runs Allowed	3 - 2x (WASH; 3/28)	3 - 4x (WASH; 3/28/02)
ER Allowed	3 (WASH; 3/28)	3 - 2x (WASH; 3/28/02)
K's	4 - 2x (NMSU; 3/5)	4 - 2x (NMSU; 3/5/02)
BB	4 (OSU; 1/31)	4 - 2x (OSU; 1/31/02)
Hits Allowed	3 (CSF; 2/23)	3 - 2x (CSF; 2/23/02)
WP	3 (CSF; 2/23)	3 (CSF; 2/23/02)
HBP	N one	1 (USC; 4/6/01)

#23 Mike Esposito, RHP (Las Vegas, Nev.)

Category	2002 Best	Career Best (last)
Innings	9.0 - 2x (WASH; 3/29)	Same
Runs Allowed	8 (CAL; 4/19)	Same
ER Allowed	8 (CAL; 4/19)	Same
K's	17 (WASH; 3/29)	Same
BB	3 - 3x (LMU; 3/1)	3 - 7x (LMU; 3/1/02)
Hits Allowed	10 (WSU; 4/5)	Same
WP	2 (FSU; 2/16)	2 - 2x (FSU; 2/16/02)
HBP	2 (WASH; 3/29)	2 - 2x (WASH; 3/29/02)



Sun Devil Baseball 2002

Pitchers Single-Game Career and 2002 Highs

#27 Bryce Kartler, LHP (Phoenix, Ariz.)

Category	2002 Best	Career Best (last)
Innings	6.2 (TENN; 2/10)	Same
Runs Allowed	8 (ARIZ; 3/24)	Same
ER Allowed	7 (ARIZ; 3/24)	Same
K's	9 (TENN; 2/10)	9 - 2x (TENN; 2/10/02)
BB	6 (TENN; 2/10)	Same
Hits Allowed	10 (OKLA; 3/17)	Same
WP	3 - 2x (ARIZ; 3/24)	Same
HBP	4 (FSU; 2/17)	Same

#38 Josh Perrault, RHP (Mesa, Ariz.)

Category	2002 Best	Career Best (last)
Innings	2.0 (CAL; 4/19)	Same
Runs Allowed	1 - 2x (UNLV; 4/1)	Same
ER Allowed	1 (ARIZ; 3/24)	Same
K's	3 (CAL; 4/19)	Same
BB	1 (WSU; 4/6)	Same
Hits Allowed	3 (UNLV; 4/1)	Same
WP	None	None
HBP	1 (FSU; 2/17)	Same

#41 Mark Sopko, RHP (Joliet, Ill.)

Category	2002 Best	Career Best (last)
Innings	3.2 (ND; 4/26)	Same
Runs Allowed	4 (OKLA; 3/17)	Same
ER Allowed	4 (OKLA; 3/17)	Same
K's	3 (OKLA; 3/17)	Same
BB	3 (OKLA; 3/17)	Same
Hits Allowed	3 - 2x (OKLA; 3/17)	Same
WP	1 (ND; 4/26)	None
HBP	1 (TENN; 2/10)	Same

#42 Josh Smith, RHP (Lake Havasu, Ariz.)

Category	2002 Best	Career Best (last)
Innings	1.0 (SUU; 2/1)	Same
Runs Allowed	None	None
ER Allowed	None	None
K's	1 (SUU; 2/1)	Same
BB	None	None
Hits Allowed	None	None
WP	None	None
HBP	None	None

#47 Jered Liebeck, RHP (Glendale, Ariz.)

Category	2002 Best	Career Best (last)
Innings	5.1 (OKLA; 4/24)	5.1 - 3x (OKLA; 4/24/02)
Runs Allowed	5 - 2x (OKLA; 4/24)	6 (Arizona; 5/21/00)
ER Allowed	5 (OKLA; 4/24)	6 (Arizona; 5/21/00)
K's	6 (OKLA; 4/24)	Same
BB	4 (OKLA; 4/24)	Same
Hits Allowed	8 (CAL; 4/20)	Same
WP	1 - 2x (UCLA; 4/13)	1 - 5x (UCLA; 4/13)
HBP	1 - 3x (UNLV; 4/1)	1 - 6x (ARIZ; 3/24/02)

#48 Carlos Arguello, LHP (Albuquerque, N.M.)

Category	2002 Best	Career Best (last)
Innings	3.1 (WASH; 3/30)	Same
Runs Allowed	2 (WASH; 3/30)	Same
ER Allowed	2 (WASH; 3/30)	Same
K's	3 (FSU; 2/16)	Same
BB	1 - 2x (WASH; 3/28)	Same
Hits Allowed	5 (WASH; 3/30)	Same
WP	None	None
HBP	1 (WASH; 3/30)	Same

#50 Robbie McClellan, RHP (Liberal, Kan.)


Category	2002 Best	Career Best (last)
Innings	9.0 (LMU; 3/2)	Same
Runs Allowed	4 - 3x (WSU; 4/7)	Same
ER Allowed	4 - 3x (WSU; 4/7)	Same
K's	10 (UNLV; 3/8)	Same
BB	8 (LMU; 3/2)	Same
Hits Allowed	9 (WSU; 4/7)	Same
WP	2 (LMU; 3/2)	Same
HBP	1 - 2x (WSU; 4/7)	Same

#59 Aaron Klusman, RHP (Phoenix, Ariz.)

Category	2002 Best	Career Best (last)
Innings	3.2 (NMSU; 3/12)	6.0 (WSU; 4/14/01)
Runs Allowed	4 (NMSU; 3/12)	4 (NMSU; 3/12/02)
ER Allowed	4 (NMSU; 3/12)	4 (NMSU; 3/12/02)
K's	5 (NMSU; 3/12)	10 (WSU; 4/14/01)
BB	3 (NMSU; 3/5)	3 - 2x (NMSU; 3/5)
Hits Allowed	5 (NMSU; 3/12)	6 (Arizona; 4/27/01)
WP	1 - 4x (WASH; 3/28)	1 - 5x (WASH; 3/28/02)
HBP	2 (WASH; 3/28)	Same



Sun Devil Baseball 2002



Sun Devil Baseball Career Statistics

Rod Allen

Year	Avg	GP-GS	AB	R	H	2B	3B	HR	RBI	TB	SLG%	BB	HBP	SO	GDP	OB%	SF	SH	SB-ATT	PO	A	E	FLD%
2001....	.389	51-42	180	41	70	14	1	6	53	104	.578	11	9	18	7	.441	4	0	6-11	38	7	2	.957
2002....	.257	41-38	152	32	39	9	1	5	38	65	.428	14	7	28	5	.345	1	0	11-12	60	2	1	.984
TOTAL...	.328	92-80	332	73	109	23	2	11	91	169	.509	25	16	46	12	.397	5	0	17-23	98	9	3	.973

Carlos Arguello

Year	ERA	W-L	App	GS	CG	SHO/CBO	SV	IP	H	R	ER	BB	SO	2B	3B	HR	BF	B/Avg	WP	HBP	SFA	SHA
2002....	1.84	1-0	7	1	0	0/0	0	14.2	15	3	3	3	11	4	0	0	65	.254	1	2	1	0
TOTAL...	1.84	1-0	7	1	0	0/0	0	14.2	15	3	3	3	11	4	0	0	65	.254	1	2	1	0

Joel Bocchi

Year	Avg	GP-GS	AB	R	H	2B	3B	HR	RBI	TB	SLG%	BB	HBP	SO	GDP	OB%	SF	SH	SB-ATT	PO	A	E	FLD%
2002....	.200	15-7	25	2	5	1	0	0	2	6	.240	4	0	5	2	.310	0	0	0-0	60	15	3	.962
TOTAL...	.200	15-7	25	2	5	1	0	0	2	6	.240	4	0	5	2	.310	0	0	0-0	60	15	3	.962

Nick Cadena

Year	Avg	GP-GS	AB	R	H	2B	3B	HR	RBI	TB	SLG%	BB	HBP	SO	GDP	OB%	SF	SH	SB-ATT	PO	A	E	FLD%
2002....	.171	23-4	35	6	6	0	0	3	11	15	.429	3	0	10	1	.237	0	0	0-0	5	0	1	.833
TOTAL...	.171	23-4	35	6	6	0	0	3	11	15	.429	3	0	10	1	.237	0	0	0-0	5	0	1	.833

Cesar Castillo

Year	Avg	GP-GS	AB	R	H	2B	3B	HR	RBI	TB	SLG%	BB	HBP	SO	GDP	OB%	SF	SH	SB-ATT	PO	A	E	FLD%
2001....	.286	17-0	7	1	2	0	0	0	4	2	.286	1	0	0	0	.375	0	0	0-0	31	5	1	.973
2002....	.280	26-14	50	11	14	5	0	0	9	19	.380	8	2	10	1	.393	1	1	2-2	134	14	5	.967
TOTAL...	.281	43-14	57	12	16	5	0	0	13	21	.368	9	2	10	1	.391	1	1	2-2	165	19	6	.968

Mike Esposito

Year	ERA	W-L	App	GS	CG	SHO/CBO	SV	IP	H	R	ER	BB	SO	2B	3B	HR	BF	B/Avg	WP	HBP	SFA	SHA
2000....	5.00	1-0	2	2	0	0/0	0	9.0	8	6	5	6	14	1	1	0	40	.235	0	0	0	0
2001....	4.06	5-2	16	13	0	0/0	0	68.2	66	33	31	24	63	7	2	7	297	.256	7	8	2	5
2002....	3.40	7-5	13	13	2	0/0	0	82.0	83	44	31	20	82	12	1	4	356	.260	6	8	2	7
TOTAL...	3.78	13-7	31	28	2	0/0	0	159.2	157	83	67	50	159	20	4	11	693	.257	13	16	4	12

Andre Ethier

Year	Avg	GP-GS	AB	R	H	2B	3B	HR	RBI	TB	SLG%	BB	HBP	SO	GDP	OB%	SF	SH	SB-ATT	PO	A	E	FLD%
2002....	.362	42-42	160	35	58	14	3	4	42	90	.562	25	2	18	4	.447	3	0	1-4	100	3	4	.963
TOTAL...	.362	42-42	160	35	58	14	3	4	42	90	.562	25	2	18	4	.447	3	0	1-4	100	3	4	.963

Sergio Garcia

Year	Avg	GP-GS	AB	R	H	2B	3B	HR	RBI	TB	SLG%	BB	HBP	SO	GDP	OB%	SF	SH	SB-ATT	PO	A	E	FLD%
2002....	.317	34-17	60	17	19	2	0	0	8	21	.350	11	3	9	0	.446	0	0	12-14	41	56	4	.960
TOTAL...	.317	34-17	60	17	19	2	0	0	8	21	.350	11	3	9	0	.446	0	0	12-14	41	56	4	.960

Steve Garrabrants

Year	Avg	GP-GS	AB	R	H	2B	3B	HR	RBI	TB	SLG%	BB	HBP	SO	GDP	OB%	SF	SH	SB-ATT	PO	A	E	FLD%
2001....	.307	48-33	140	31	43	5	5	0	23	58	.414	20	2	26	1	.396	2	1	16-25	39	50	6	.937
2002....	.362	36-36	141	39	51	11	5	2	27	78	.553	25	7	30	1	.474	2	0	11-15	33	46	8	.908
TOTAL...	.335	84-69	281	70	94	16	10	2	50	136	.484	45	9	56	2	.437	4	1	27-40	72	96	14	.923

Tuffy Gosewisch

Year	Avg	GP-GS	AB	R	H	2B	3B	HR	RBI	TB	SLG%	BB	HBP	SO	GDP	OB%	SF	SH	SB-ATT	PO	A	E	FLD%
2002....	.135	28-12	37	6	5	0	0	0	2	5	.135	4	0	12	2	.220	0	0	0-0	111	11	1	.992
TOTAL...	.135	28-12	37	6	5	0	0	0	2	5	.135	4	0	12	2	.220	0	0	0-0	111	11	1	.992



Sun Devil Baseball 2002

Sun Devil Baseball Career Statistics

J.J. Jackson

Year	ERA	W-L	App	GS	CG	SHO/CBO	SV	IP	H	R	ER	BB	SO	2B	3B	HR	BF	B/Avg	WP	HBP	SFA	SHA
2001....	8.68	0-0	9	0	0	0/0	0	9.1	10	11	9	9	13	1	0	1	50	.250	3	1	0	0
2002....	6.87	3-0	12	0	0	0/0	0	18.1	18	17	14	13	20	4	1	2	89	.243	6	1	1	0
TOTAL...	7.48	3-0	21	0	0	0/0	0	27.2	28	28	23	22	33	5	1	3	139	.246	9	2	1	0

Bryce Kartier

Year	Avg	GP-GS	AB	R	H	2B	3B	HR	RBI	TB	SLG%	BB	HBP	SO	GDP	OB%	SF	SH	SB-ATT	PO	A	E	FLD%
2000....	.500	16-2	6	1	3	0	0	0	5	3	.500	1	0	2	0	.571	0	0	0-0	3	4	1	.875
2002....	.000	16-9	3	0	0	0	0	0	0	0	.000	0	0	0	1	.000	0	0	0-0	0	10	4	.714
TOTAL...	.333	54-13	9	1	3	0	0	0	5	3	.333	1	0	2	1	.400	0	0	0-0	9	27	6	.857

Year	ERA	W-L	App	GS	CG	SHO/CBO	SV	IP	H	R	ER	BB	SO	2B	3B	HR	BF	B/Avg	WP	HBP	SFA	SHA
2000....	6.61	0-1	9	2	0	0/0	1	16.1	22	14	12	14	19	6	2	1	87	.310	1	2	0	0
2001....	5.77	0-0	22	2	0	0/0	4	39.0	47	31	25	21	41	5	2	1	183	.313	2	6	1	5
2002....	5.79	2-4	14	9	0	0/0	0	56.0	50	44	36	34	53	10	0	2	262	.242	10	16	2	3
TOTAL...	5.90	2-5	45	13	0	0/0	5	111.1	119	89	73	69	113	21	4	4	532	.278	13	24	3	8

Ian Kinsler

Year	Avg	GP-GS	AB	R	H	2B	3B	HR	RBI	TB	SLG%	BB	HBP	SO	GDP	OB%	SF	SH	SB-ATT	PO	A	E	FLD%
2002....	.250	25-16	56	4	14	2	0	0	9	16	.286	2	0	9	1	.267	2	1	4-4	20	42	7	.899
TOTAL...	.250	25-16	56	4	14	2	0	0	9	16	.286	2	0	9	1	.267	2	1	4-4	20	42	7	.899

Aaron Klusman

Year	ERA	W-L	App	GS	CG	SHO/CBO	SV	IP	H	R	ER	BB	SO	2B	3B	HR	BF	B/Avg	WP	HBP	SFA	SHA
2001....	3.31	1-0	25	0	0	0/0	2	35.1	29	15	13	19	49	1	0	3	158	.215	2	2	0	2
2002....	6.35	0-0	13	0	0	0/1	0	17.0	17	13	12	16	17	2	0	0	85	.270	4	4	2	0
TOTAL...	4.30	1-0	38	0	0	0/1	2	52.1	46	28	25	35	66	3	0	3	243	.232	6	6	2	2

Jeff Larish

Year	Avg	GP-GS	AB	R	H	2B	3B	HR	RBI	TB	SLG%	BB	HBP	SO	GDP	OB%	SF	SH	SB-ATT	PO	A	E	FLD%
2002....	.333	20-19	69	15	23	2	2	1	13	32	.464	19	0	9	2	.472	1	0	0-1	13	28	4	.911
TOTAL...	.333	20-19	69	15	23	2	2	1	13	32	.464	19	0	9	2	.472	1	0	0-1	13	28	4	.911

Jered Liebeck

Year	ERA	W-L	App	GS	CG	SHO/CBO	SV	IP	H	R	ER	BB	SO	2B	3B	HR	BF	B/Avg	WP	HBP	SFA	SHA
2000....	5.55	2-2	10	5	0	0/0	0	24.1	30	19	15	9	12	12	0	2	115	.300	2	3	0	3
2001....	4.40	1-1	7	3	0	0/0	0	14.1	20	8	7	4	10	3	0	3	67	.333	1	2	1	0
2002....	5.88	0-1	9	3	0	0/0	1	26.0	32	19	17	8	22	2	0	6	122	.294	2	4	0	1
TOTAL...	5.43	3-4	26	11	0	0/0	1	64.2	82	46	39	21	44	17	0	11	304	.305	5	9	1	4

Robbie McClellan

Year	ERA	W-L	App	GS	CG	SHO/CBO	SV	IP	H	R	ER	BB	SO	2B	3B	HR	BF	B/Avg	WP	HBP	SFA	SHA
2002....	4.48	7-4	17	10	2	1/0	1	76.1	69	43	38	41	75	13	0	6	336	.245	11	5	5	3
TOTAL...	4.48	7-4	17	10	2	1/0	1	76.1	69	43	38	41	75	13	0	6	336	.245	11	5	5	3

Ryan McKenna


Year	Avg	GP-GS	AB	R	H	2B	3B	HR	RBI	TB	SLG%	BB	HBP	SO	GDP	OB%	SF	SH	SB-ATT	PO	A	E	FLD%
2001....	.286	30-10	49	13	14	1	0	0	8	15	.306	11	1	9	1	.426	0	0	2-3	19	0	0	1.000
2002....	.258	31-15	66	12	17	3	0	1	13	23	.348	12	3	15	0	.390	1	0	1-2	14	0	0	1.000
TOTAL...	.270	61-25	115	25	31	4	0	1	21	38	.330	23	4	24	1	.406	1	0	3-5	33	0	0	1.000

Dustin Pedroia

Year	Avg	GP-GS	AB	R	H	2B	3B	HR	RBI	TB	SLG%	BB	HBP	SO	GDP	OB%	SF	SH	SB-ATT	PO	A	E	FLD%
2002....	.335	43-43	173	40	58	13	2	1	33	78	.451	14	5	14	3	.399	1	0	5-7	41	124	2	.988
TOTAL...	.335	43-43	173	40	58	13	2	1	33	78	.451	14	5	14	3	.399	1	0	5-7	41	124	2	.988



Sun Devil Baseball 2002



Sun Devil Baseball Career Statistics

Josh Perrault

Year	ERA	W-L	App	GS	CG	SHO/CBO	SV	IP	H	R	ER	BB	SO	2B	3B	HR	BF	B/Avg	WP	HBP	SFA	SHA
2002....	3.68	0-0	7	1	0	0/1	0	7.1	13	4	3	1	5	2	0	0	37	.394	1	1	1	1
TOTAL...	3.68	0-0	7	1	0	0/1	0	7.1	13	4	3	1	5	2	0	0	37	.394	1	1	1	1

Ryan Schroyer

Year	ERA	W-L	App	GS	CG	SHO/CBO	SV	IP	H	R	ER	BB	SO	2B	3B	HR	BF	B/Avg	WP	HBP	SFA	SHA
2001....	7.31	2-2	13	7	0	0/1	0	28.1	28	23	23	22	29	7	2	2	138	.259	1	5	1	2
2002....	2.34	4-1	18	4	0	0/1	4	42.1	31	13	11	27	58	5	0	1	185	.208	1	4	2	3
TOTAL...	4.33	6-3	31	11	0	0/2	4	70.2	59	36	34	49	87	12	2	3	323	.230	2	9	3	5

Doug Schutt

Year	Avg	GP-GS	AB	R	H	2B	3B	HR	RBI	TB	SLG%	BB	HBP	SO	GDP	OB%	SF	SH	SB-ATT	PO	A	E	FLD%
2002....	.231	30-14	52	15	12	1	1	0	4	15	.288	13	0	4	3	.373	2	3	7-8	17	0	1	.944
TOTAL...	.231	30-14	52	15	12	1	1	0	4	15	.288	13	0	4	3	.373	2	3	7-8	17	0	1	.944

Jon Sheaffer

Year	Avg	GP-GS	AB	R	H	2B	3B	HR	RBI	TB	SLG%	BB	HBP	SO	GDP	OB%	SF	SH	SB-ATT	PO	A	E	FLD%
2001....	.261	30-3	23	8	6	0	0	0	3	6	.261	5	1	10	0	.400	1	0	3-3	12	0	0	1.000
2002....	.364	38-31	110	31	40	6	1	0	19	48	.436	14	4	19	3	.446	2	2	8-12	69	1	0	1.000
TOTAL...	.346	68-34	133	39	46	6	1	0	22	54	.406	19	5	29	3	.438	3	2	11-15	81	1	0	1.000

Josh Smith

Year	ERA	W-L	App	GS	CG	SHO/CBO	SV	IP	H	R	ER	BB	SO	2B	3B	HR	BF	B/Avg	WP	HBP	SFA	SHA
2002....	0.00	0-0	1	0	0	0/1	0	1.0	0	0	0	0	1	0	0	0	3	.000	0	0	0	0
TOTAL...	0.00	0-0	1	0	0	0/1	0	1.0	0	0	0	0	1	0	0	0	3	.000	0	0	0	0

Mark Sopko

Year	ERA	W-L	App	GS	CG	SHO/CBO	SV	IP	H	R	ER	BB	SO	2B	3B	HR	BF	B/Avg	WP	HBP	SFA	SHA
2002....	5.27	2-1	19	0	0	0/0	1	27.1	25	18	16	15	16	6	0	2	115	.260	1	2	1	1
TOTAL...	5.27	2-1	19	0	0	0/0	1	27.1	25	18	16	15	16	6	0	2	115	.260	1	2	1	1

Nick Walsh

Year	Avg	GP-GS	AB	R	H	2B	3B	HR	RBI	TB	SLG%	BB	HBP	SO	GDP	OB%	SF	SH	SB-ATT	PO	A	E	FLD%
2001....	.264	44-21	91	26	24	3	0	1	15	30	.330	31	5	9	2	.472	0	3	2-5	10	1	1	.917
2002....	.190	34-13	58	15	11	2	0	0	8	13	.224	16	6	12	4	.407	1	2	4-4	1	5	0	1.000
TOTAL...	.235	78-34	149	41	35	5	0	1	23	43	.289	47	11	21	6	.447	1	5	6-9	11	6	1	.944

Jeremy West

Year	Avg	GP-GS	AB	R	H	2B	3B	HR	RBI	TB	SLG%	BB	HBP	SO	GDP	OB%	SF	SH	SB-ATT	PO	A	E	FLD%
2001....	.307	49-35	140	34	43	8	4	6	34	77	.550	21	1	23	6	.394	3	0	2-3	236	28	3	.989
2002....	.342	42-42	155	39	53	15	3	11	49	107	.690	24	9	29	4	.446	5	0	0-0	329	23	5	.986
TOTAL...	.325	91-77	295	73	96	23	7	17	83	184	.624	45	10	52	10	.422	8	0	2-3	565	51	8	.987

Dennis Wyrick

Year	Avg	GP-GS	AB	R	H	2B	3B	HR	RBI	TB	SLG%	BB	HBP	SO	GDP	OB%	SF	SH	SB-ATT	PO	A	E	FLD%
2000....	.317	53-51	161	42	51	2	2	0	29	57	.354	19	1	31	4	.382	5	6	4-6	57	128	13	.934
2001....	.360	52-46	172	31	62	8	0	0	27	70	.407	22	5	29	0	.447	0	2	4-6	74	134	17	.924
2002....	.315	25-24	73	11	23	4	0	0	10	27	.370	6	2	12	3	.378	1	0	3-3	66	25	5	.948
TOTAL...	.335	130-121	406	84	136	14	2	0	66	154	.379	47	8	72	7	.409	6	8	11-15	197	287	35	.933



Sun Devil Baseball 2002

Last Time it Happened in Sun Devil Baseball...

(Through 43 Games of 2002 Season)

Hitting Categories:

A SUN DEVIL HIT A GRAND SLAM: Rod Allen, May 26, 2001, vs. Texas Tech (at Cal State Fullerton - Goodwin Field)
HIT A GAME-WINNING HOME RUN: Rod Allen, Feb. 2, 2002, vs. Oral Roberts (8th inning at Hohokam Park)
A SUN DEVIL LED OFF A GAME WITH A HR: Steve Garrabrants, Feb. 9, 2002 vs. Tennessee (first pitch of game)
A SUN DEVIL HIT FOR THE CYCLE: Mitch Jones, May 21, 2000, at Arizona (Sancet Field)
THE DEVILS HIT FOR THE CYCLE TO OPEN A GAME: Feb. 9, 2002 vs. Tennessee in first inning (HR/2B/1B/3B)
THE DEVILS HIT BACK-TO-BACK HOME RUNS: Rod Allen and Jeff Phelps, April 17, 2001 at New Mexico State (7th Inning)
A SUN DEVIL HIT TWO HOME RUNS IN ONE GAME: Nick Cadena, April 30, 2002 vs. New Mexico State (Hohokam Stadium)
A SUN DEVIL HIT THREE HOME RUNS IN A GAME: Jim Austin, March 12, 1991, vs. Grand Canyon
A SUN DEVIL HAD 5 HITS IN A GAME: Brooks Conrad, May 12, 2000, vs. Washington (Packard Stadium)
A SUN DEVIL HAD 6 HITS IN A GAME: Mark Ernster, Feb. 20, 1999, vs. Brigham Young (Packard Stadium)
A SUN DEVIL HAD 7 HITS IN A GAME: Jerry Mantlo, Feb. 6, 1972, vs. Michigan
A SUN DEVIL HAD 3 DOUBLES IN A GAME: Mike Lopez, Feb. 18, 2001, vs. Creighton (2x5, 7 RBI)
A SUN DEVIL HIT 2 TRIPLES IN A GAME: Mel Stocker, May 13, 2000, vs. Washington (Packard Stadium)
A SUN DEVIL HAD 7 RBI IN A GAME: Mike Lopez, Feb. 18, 2001, vs. Creighton (Packard Stadium)
A SUN DEVIL HAD 8 RBI IN A GAME: Andrew Beinbrink, March 20, 1999, vs. Boston College (Packard Stadium)
A SUN DEVIL STOLE 4 BASES IN A GAME: Mel Stocker, Feb. 1, 2001, vs. Southern Utah (Packard Stadium)
A SUN DEVIL STRAIGHT STEAL OF HOME: Dustin Pedroia, Feb. 3, 2002 vs. Southern Utah (Hohokam Park, 3rd inning)
A SUN DEVIL STRUCK OUT FOUR OR MORE TIMES IN A GAME: Casey Myers, April 29, 2000, at USC (Deadeaux Field)
A SUN DEVIL WALKED FOUR TIMES IN A GAME: Nick Walsh, May 19, 2001 vs. UCLA
A SUN DEVIL HITTER STRANDED SIX RUNNERS ON BASE: Dustin Pedroia, April 19, 2002, vs. California (Hohokam Stadium)
A SUN DEVIL RECORDED 13 TOTAL BASES: Mitch Jones, Feb. 27, 2000, vs. Southern Utah (2 HR, 2 2B, 1B)
A SUN DEVIL HAD TWO SAC BUNTS IN A GAME: Mike Lopez, May 12, 2001 at Washington (11-6 win in 10 innings)
A SUN DEVIL SCORED FIVE RUNS IN A GAME: Casey Myers, Mar. 4, 2000, vs. Arizona (Packard Stadium)
THE SUN DEVILS LEFT 13 OR MORE RUNNERS ON BASE: vs. UCLA (16), May 19, 2001 at Packard Stadium (3-1 Loss)
A SUN DEVIL WAS HIT BY PITCHES TWO OR MORE TIMES: Nick Walsh (3), March 12, 2002 at NMSU
AN OPPONENT HIT TWO HOME RUNS IN ONE GAME: Chad Diaz (New Mexico State), April 17, 2001 at NMSU

Pitching Categories:

A SUN DEVIL PITCHER THREW A NO-HITTER: Kevin Rawitzer, March 2, 1993, vs. Southern Utah (ASU 7, SUU 0)
A SUN DEVIL PITCHER THREW A PERFECT GAME: Eddie Bane, March 2, 1973, vs. Cal State Northridge (ASU 9, CSUN 0)
A SUN DEVIL PITCHER THREW A ONE-HITTER: Drew Friedberg, Jan. 24, 1999, vs. Hawaii-Hilo (ASU 10, Hilo 0)
A SUN DEVIL PITCHER THREW A TWO-HITTER: Will Waldrip, Jan. 23, 1999, vs. Hawaii-Hilo (ASU 3, Hilo 0)
ARIZONA STATE WAS NO-HIT: Phil Keller (Stanford), March 23, 1970 (Stanford 1, ASU 0)
ARIZONA STATE WAS ONE-HIT: Alan Dunn/Tim Meacham (Alabama), June 10, 1983 (Alabama 6, ASU 0)
A SUN DEVIL PITCHER THREW A COMPLETE GAME: Mike Esposito, March 29, 2002 (8-3 win over UW)
A SUN DEVIL PITCHER THREW BACK-TO-BACK COMPLETE GAMES: Robbie McClellan (3/2, 3/8, 2002)
AN OPPOSING PITCHER THREW A COMPLETE GAME: Eddie Bonine (Washington State), April 5, 2002 (7-4 WSU Win)
THE SUN DEVILS SHUT OUT AN OPPONENT (1 OR MORE PITCHERS): UNLV, March 8, 2002 (10-0 win over UNLV)
THE SUN DEVILS WERE SHUT OUT: USC (Randy Flores), April 7, 1995 (USC 9, ASU 0) -- 418 Games (*NCAA Record*)
A SUN DEVIL STRUCK OUT 10 OR MORE BATTERS IN A GAME: Mike Esposito (11), April 30, 2002 vs. New Mexico State
A SUN DEVIL STRUCK OUT 15 OR MORE BATTERS IN A GAME: Mike Esposito (17), March 29, 2002 vs. UW
AN OPPONENT PITCHER STRUCK OUT 10 OR MORE SUN DEVILS: Rik Currier, USC, (11), April 28, 2000
THE SUN DEVIL PITCHING STAFF DID NOT WALK A BATTER: California, April 19, 2002
A SUN DEVIL PITCHER RECORDED 10 WINS IN A SEASON: Andy Torres, 2001-present (10-3)
A SUN DEVIL PITCHER HIT THREE BATTERS IN A GAME: Bryce Kartler (4) vs. Florida State, Feb. 17, 2002

Fielding Categories:

THE SUN DEVILS HAD NO ERRORS IN A GAME: April 20, 2002 vs. California (4-3 win)
THE SUN DEVILS COMMITTED FIVE ERRORS IN A GAME: April 17, 2001 at New Mexico State (19-16 loss)
A SUN DEVIL COMMITTED THREE OR MORE ERRORS IN A GAME: Joel Bocchi, Mar. 29, 2002 vs. Washington (3)
A SUN DEVIL HAD 15 OR MORE PUTOUTS IN A GAME: Jeremy West, Apr. 12, 2002 at UCLA (Jackie Robinson Stadium)
A SUN DEVIL HAD 20 OR MORE PUTOUTS IN A GAME: Jeff Phelps (21), March 6, 1999, vs. Stanford
A SUN DEVIL HAD EIGHT OR MORE ASSISTS IN A GAME: Dennis Wyrick (SS), Feb. 6, 2000, vs. Florida State
THE SUN DEVILS TURNED FIVE DOUBLE PLAYS IN A GAME: May 7, 1999, vs. Washington (Husky Ballpark)

Scoring and Misc. Categories:

THE SUN DEVILS RECORDED 20 OR MORE HITS: 21, April 7, 2002 at Washington State (22-4 win)
THE SUN DEVILS SCORED 20 OR MORE RUNS: 22, April 7, 2002 at Washington State (22-4 win)
THE SUN DEVILS SCORED 30 OR MORE RUNS: 32, March 4, 2000, vs. Arizona (Packard Stadium)
THE SUN DEVILS SCORED 10 OR MORE RUNS IN AN INNING: Creighton, Feb. 16, 2001 (11 in 7th inning)
ASU SWEEP A THREE-GAME PAC-10 SERIES: at Washington; May 12-14, 2001 at Husky Ballpark (11-6, 7-3, 17-1)
ASU WAS SWEEP IN A PAC-10 SERIES: at UCLA, April 16-18, 1999 (11-10 L, 9-3 L, 8-6 L)
ASU WAS SWEEP IN A PAC-10 SERIES AT HOME: vs. USC, March 27-29, 1997 at Packard Stadium (12-7 L, 15-4 L, 11-7 L)
THE SUN DEVILS PLAYED BACK-TO-BACK EXTRA-INNING GAMES: April 18-19 at Oklahoma and Oral Roberts.



Sun Devil Baseball 2002 Roster

Position Roster

PITCHERS

<u>PITCHERS</u>		<u>POS</u>	<u>B/T</u>	<u>HT</u>	<u>WT</u>	<u>YR/EXP</u>	<u>Hometown (High School/Last School)</u>
12	Schroyer, Ryan	RHP	R/R	6-1	205	So./1V	Casa Grande, Ariz. (Canyon del Oro)
13	Jackson, J.J.	RHP	R/R	6-2	192	So./1V	Chandler, Ariz. (Chandler)
22	Leaf, Matt^	RHP	R/R	6-4	170	Fr./HS	Peoria, Ariz. (Sunrise Mountain)
23	Esposito, Mike	RHP	R/R	6-0	195	So./1V*	Las Vegas, Nev. (Cimarron)
27	Kartler, Bryce	LHP	L/L	6-1	215	Jr./2V	Phoenix, Ariz. (Shadow Mountain)
38	Perrault, Josh	RHP	R/R	6-2	204	So./TR	Mesa, Ariz. (Red Mountain/SMCC)
41	Sopko, Mark	RHP	R/R	5-11	190	Fr./RS*	Joliet, Ill. (Joliet Catholic)
42	Smith, Josh^	RHP	R/R	6-3	230	Fr./HS	Lake Havasu, Ariz. (Lake Havasu)
47	Liebeck, Jered	RHP	R/R	6-0	188	Jr./2V	Glendale, Ariz. (Mountain Ridge)
48	Arguello, Carlos	LHP	L/L	5-9	142	Jr./TR	Albuquerque, NM (St. Pius X/Cochise College)
50	McClellan, Robbie	RHP	R/R	6-0	160	Jr./TR	Liberal, Kansas (Liberal/Seward County CC)
59	Klusman, Aaron	RHP	R/R	6-4	220	So./1V*	Phoenix, Ariz. (Brophy Prep)

CATCHERS

<u>CATCHERS</u>		<u>POS</u>	<u>B/T</u>	<u>HT</u>	<u>WT</u>	<u>YR/EXP</u>	<u>Hometown (High School/Last School)</u>
19	Bocchi, Joel	C	R/R	5-11	190	Fr./HS	Phoenix, Ariz. (Desert Vista)
39	Gosewisch, Tuffy	C	R/R	5-10	171	Fr./HS	Scottsdale, Ariz. (Horizon)
60	Schoenberger, Garrett	C	R/R	5-11	195	Fr./RS*	Juneau, Alaska (Juneau-Douglas)
62	Castillo, Cesar	C	R/R	5-9	180	Sr./1V*	Yuma, Ariz. (Yuma/Arizona Western)

INFIELDERS

<u>INFELDERS</u>		<u>POS</u>	<u>B/T</u>	<u>HT</u>	<u>WT</u>	<u>YR/EXP</u>	<u>Hometown (High School/Last School)</u>
2	Pedroia, Dustin	INF	R/R	5-8	157	Fr./HS	Woodland, Calif. (Woodland)
3	Garcia, Sergio	INF	R/R	5-10	175	Sr./TR	Paramount, Calif. (Oklahoma)
5	x - Wyrick, Dennis	3B/C	R/R	6-1	215	Jr./2V	Azusa, Calif. (Bishop Amat)
6	Kinsler, Ian	INF	R/R	6-1	175	So./TR	Tucson, Ariz. (CDO/Central Arizona)
8	West, Jeremy	1B	R/R	6-0	200	So./1V	Las Vegas, Nev. (Silverado)
9	Garrabrants, Steve	INF/OF	R/R	5-10	173	So./1V	Phoenix, Ariz. (Moon Valley)
11	Larish, Jeff	INF	L/R	6-1	160	Fr./HS	Tempe, Ariz. (McClintock)
16	Cadena, Nick	INF/OF	R/R	6-1	190	Fr./HS	Glendale, Ariz. (Apollo)
25	Berglund, Bret^	INF	R/R	6-5	191	Fr./HS	Littleton, Colo. (Kent Denver)

OUTFIELDERS

<u>OUTFIELDERS</u>		<u>POS</u>	<u>B/T</u>	<u>HT</u>	<u>WT</u>	<u>YR/EXP</u>	<u>Hometown (High School/Last School)</u>
4	x - Schutt, Doug	OF	L/L	5-9	180	Sr./TR	Gilbert, Ariz. (UNC Greensboro)
10	Allen, Rod	OF	R/R	6-2	205	So./1V	Phoenix, Ariz. (Desert Vista)
14	Ethier, Andre	OF/1B	L/L	6-3	175	So./TR	Phoenix, Ariz. (St. Mary's/ASU/Chandler-Gilbert CC)
17	McKenna, Ryan	OF	L/R	5-10	175	So./1V	Elgin, Ill. (Larkin)
20	Walsh, Nick	OF	L/R	5-7	176	So./1V*	Alamo, Calif. (De la Salle)
28	x - Sheaffer, Jon	OF	R/R	6-1	195	Sr./1V	Mesa, Ariz. (Mnt. View/S. Mountain CC)
30	Guerrero, Mike ^	OF	R/R	6-2	195	Jr./TR	Mesa, Ariz. (Westwood/SMCC/ASU/SMCC)

* - Has utilized redshirt year

^ - Will redshirt in 2002

x - Suspended for violating team rules.

Head Coach: 7 Pat Murphy (8th year)

Assistant Coaches: 21 Jay Sferri (7th year), 66 Mike Rooney (4th year)

Director of Baseball Operations: Chris Holick (2nd year)

Director of Baseball Administration: Graham Rossini (3rd year)

Senior Manager: Steve Kirkman (4th year)

Recruiting Assistant: Kevin Krahenbuhl (1st year)

Sports Medicine: Kenny McCarty (5th year)

Media Relations: Jeff Evans (2nd year)

Class Breakdown:

FRESHMEN (10): Bret Berglund, Joel Bocchi, Nick Cadena, Tuffy Gosewisch, Jeff Larish, Matt Leaf, Dustin Pedroia, Garrett Schoenberger, Josh Smith, Mark Sopko

SOPHOMORES (12): Rod Allen, Mike Esposito, Andre Ethier, Steve Garrabrants, J.J. Jackson, Ian Kinsler, Aaron Klusman, Ryan McKenna, Josh Perrault, Ryan Schroyer, Nick Walsh, Jeremy West

JUNIORS (6): Carlos Arguello, Mike Guerrero, Bryce Kartler, Jered Liebeck, Robbie McClellan, Dennis Wyrick

SENIORS (4): Cesar Castillo, Sergio Garcia, Doug Schutt, Jon Sheaffer

Numerical

2	Dustin Pedroia, INF
3	Sergio Garcia, INF
4	Doug Schutt, OF
5	Dennis Wyrick, C/3B
6	Ian Kinsler, INF
8	Jeremy West, 1B
9	Steve Garrabrants, INF/OF
10	Rod Allen, OF
11	Jeff Larish, INF
12	Ryan Schroyer, RHP
13	J.J. Jackson, RHP
14	Andre Ethier, OF/1B
16	Nick Cadena, INF/OF
17	Ryan McKenna, OF
19	Joel Bocchi, C
20	Nick Walsh, OF
22	Matt Leaf, RHP
23	Mike Esposito, RHP
25	Bret Berglund, INF
27	Bryce Kartler, LHP
28	Jon Sheaffer, OF
30	Mike Guerrero, OF
38	Josh Perrault, RHP
39	Tuffy Gosewisch, C
41	Mark Sopko, RHP
42	Josh Smith, RHP
47	Jered Liebeck, RHP
48	Carlos Arguello, LHP
50	Robbie McClellan, RHP
59	Aaron Klusman, RHP
60	Garrett Schoenberger, C
62	Cesar Castillo, C

Alphabetical

10	Rod Allen, OF
48	Carlos Arguello, LHP
25	Bret Berglund, INF
19	Joel Bocchi, C
16	Nick Cadena, INF/OF
62	Cesar Castillo, C
23	Mike Esposito, RHP
14	Andre Ethier, OF/1B
3	Sergio Garcia, INF
9	Steve Garrabrants, INF/OF
39	Tuffy Gosewisch, C
30	Mike Guerrero, OF
13	J.J. Jackson, RHP
27	Bryce Kartler, LHP
6	Ian Kinsler, INF
59	Aaron Klusman, RHP
11	Jeff Larish, INF
22	Matt Leaf, RHP
47	Jered Liebeck, RHP
50	Robbie McClellan, RHP
17	Ryan McKenna, OF
2	Dustin Pedroia, INF
38	Josh Perrault, RHP
60	Garrett Schoenberger, C
12	Ryan Schroyer, RHP
4	Doug Schutt, OF
28	Jon Sheaffer, OF
42	Josh Smith, RHP
41	Mark Sopko, RHP
20	Nick Walsh, OF
8	Jeremy West, 1B
5	Dennis Wyrick, C/3B

